

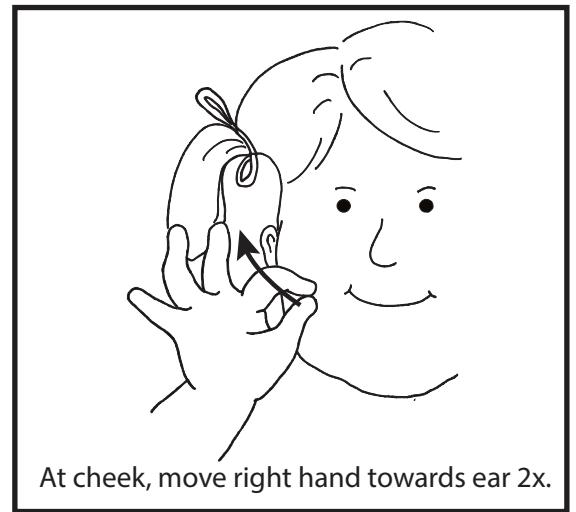
Cat

Level: Pre-K, K

Category: Animals Activity Book

Topics: Animals

Materials: coloring utensils, paper plate, string




Finish drawing the cat. He needs whiskers, eyes, nose, and mouth. Color the cat how you want it to look.

Craft: Make a cat face mask out of a paper plate and string

Game: Teach kids different sounds a cat makes. Then call out a mood for them to match with a cat sound.

Idea: Collect or make toys for a local cat shelter or watch cat videos.

Example




Click image for video.



www.SignBabySign.org®

Cat




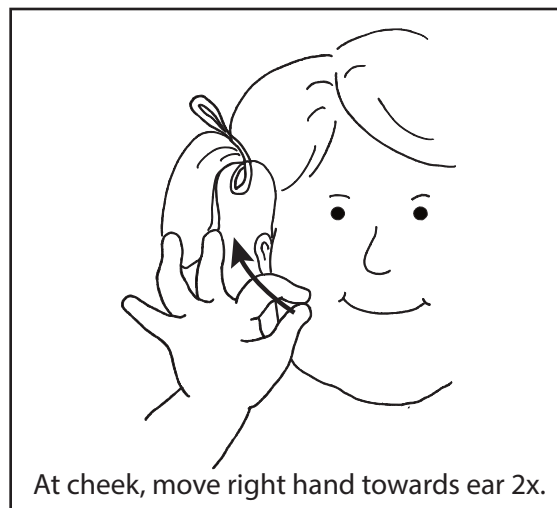
At cheek, move right hand towards ear 2x.

Cat

Name _____

Date _____

Finish drawing the cat. He needs whiskers, eyes, nose, and mouth. Color the cat how you want it to look.



Order at SignBabySign.org/Shop


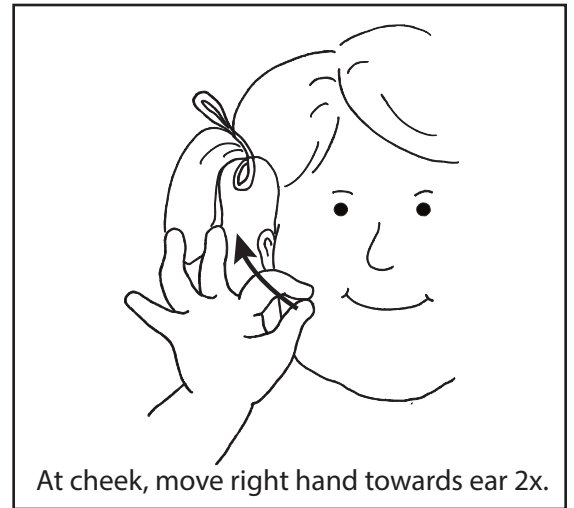
Cat

Finish drawing the cat. He needs whiskers, eyes, nose, and mouth. Color the cat how you want it to look.

Craft: Make a cat face mask.

Game: Teach kids different sounds a cat makes. Then call out a mood for them to match with a cat sound.

Idea: Collect or make toys for a local cat shelter or watch cat videos.



Order at SignBabySign.org/Shop

Child's Name _____

www.signbabysign.org®

Date word was signed _____

©SignBabySign All rights reserved

Other ASL products: (American Sign Language)

- ✓ Free “Word of the Week”
- ✓ Free Activity sheets
- ✓ Teacher ASL Lesson Plans
- ✓ Free online Dictionary
- ✓ Free Hospital resources
- ✓ Flash Cards-printable
- ✓ Dice Games-printable
- ✓ ASL Book Series
- ✓ Memberships
- ✓ Bookmarks: ABC, 1-10
- ✓ Embroidered Hand Towels
- ✓ Family Car Decals
- ✓ “I Love You” Iron-on Patches
- ✓ Printable: T-shirts, Crafts, Cards
- ✓ Everything is ASL!

Subscribe @

- www.YouTube.com/SignBabySign
- www.Twitter.com/SignBabySign2me
- www.Pinterest.com/SignBabySign
- www.Vimeo.com/SignBabySign
- www.FaceBook/SignBabySign
- iTunes Podcast: ASL Word of the Day



A note from the author:

I love sign language! I believe in the many benefits it has to offer. You must too since you bought this book. Let's get started one word at a time. This book series is designed with the tools you need for a successful learning experience that is both educational and fun.



I'd love to hear from you. We want to highlight your child any chance we can. Send us feedback (on our contact page), ideas, and upload a photo or video of your child/class learning new signs @

<http://www.signbabysign.org/contact-us.php>

Cynthia F Long, Founder