

St. Patrick's Activity Sheets



More Lesson
Worksheets [here](#).



View Videos
with QR Code



Get more ASL free with
membership [here](#).



St. Patrick's Day Activities

What's Inside



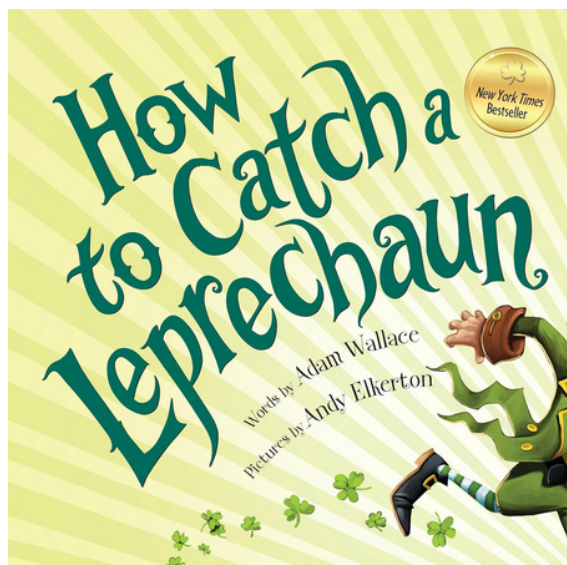
Name _____

Date _____

To Catch a Leprechaun

Companion activities to go along with the book.

Use this book for a fun experience your kids are sure to love.



Buy now



amzn.to/42SWo7T

Read along



youtube.com/watch?v=PW3LGaGK0Qg

ASL



youtu.be/kRCirSn479c?si=7X4M0bgCQaX6thA2

St. Patrick's Day Sign Language

youtu.be/_IN0fpZGQ2A

ASL Teaching Resources

Name _____

Date _____

To Catch a Leprechaun

Directions: Use with the book.

Get on Amazon: <https://amzn.to/3Gv2wqq>



I Predict



**What
Happened**

Name _____

Date _____

To Catch a Leprechaun

Directions: Use with the book.

Get on Amazon: <https://amzn.to/3Gv2wqq>



First



Next



Then



Last

Name _____

Date _____

To Catch a Leprechaun

Directions: Use with the book.

Get on Amazon: <https://amzn.to/3Gv2wqg>



I Predict



**What
Happened**


Name _____

Date _____


To Catch a Leprechaun

Directions: Use with the book.

Get on Amazon: <https://amzn.to/3Gv2wqq>




First



Next



Then



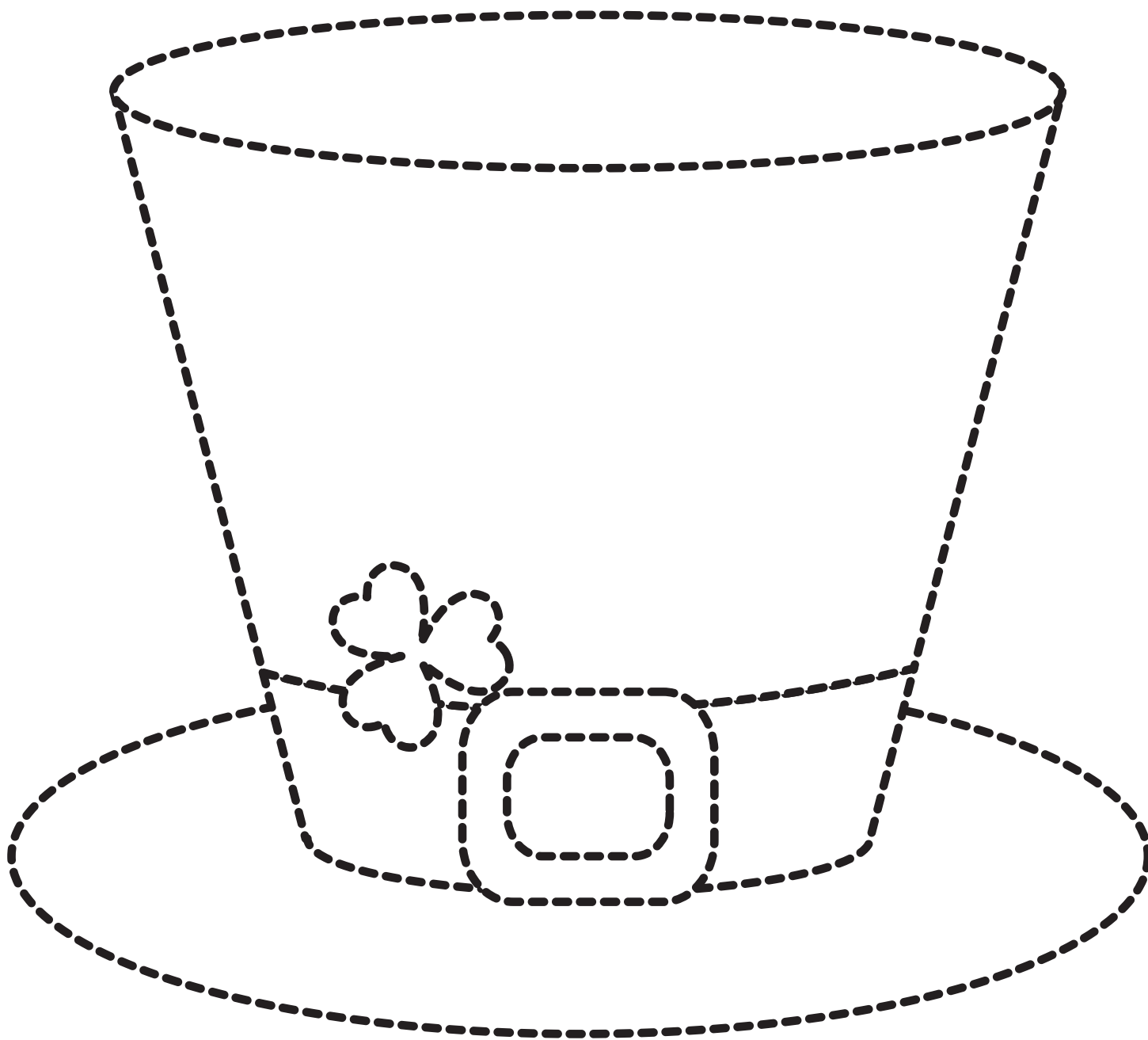
Last

Name _____

Date _____

Leprechaun's Hat

Directions: Trace and color.


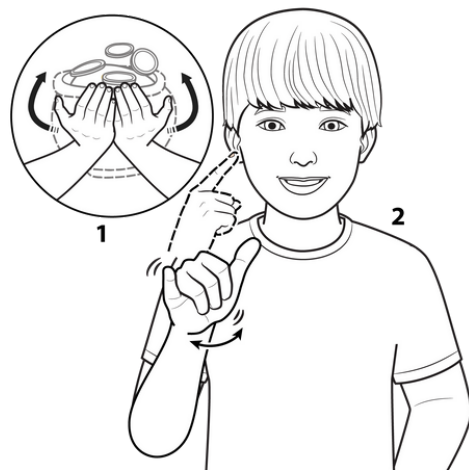


Name _____

Date _____

My Pot of Gold

Directions: Trace and color.







Name _____

Date _____

Lucky Counting

Directions: Color, cut out, and use to support math lessons.







Name _____

Date _____

Lucky Counting

Directions: Color, cut out, and use to support math lessons.







Name _____

Date _____

Lucky Counting

Directions: Color, cut out, and use to support math lessons.







Name _____

Date _____

Lucky Counting

Directions: Color, cut out, and use to support math lessons.







Name _____

Date _____

Lucky Counting

Directions: Color, cut out, and use to support math lessons.




Name _____

Date _____

My St. Patrick's Day Hat

Directions: Color, cut out, and staple to make a hat.




Name _____

Date _____

My Lucky Day Hat

Directions: Color, cut out, and staple to make a hat.



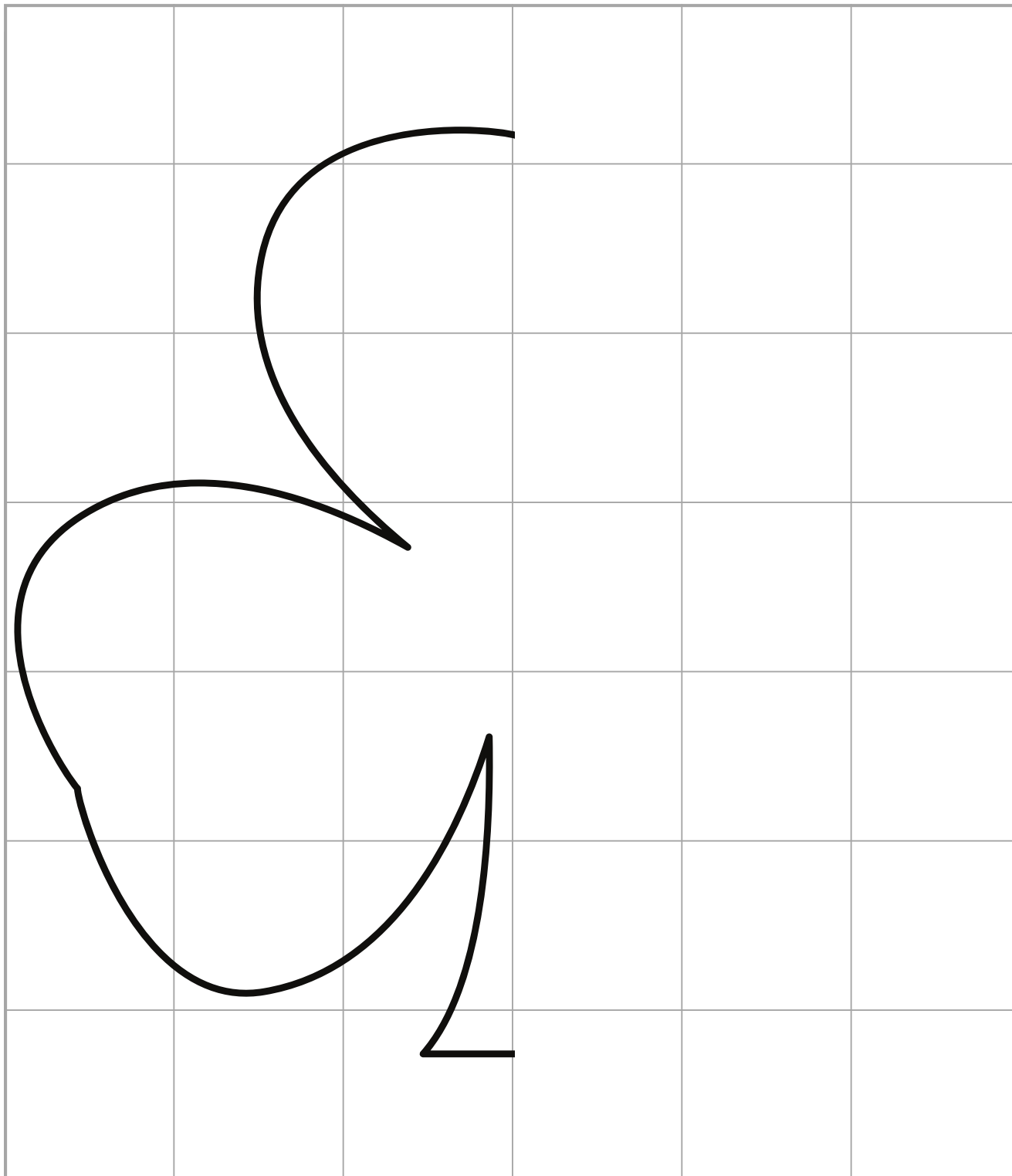
Name _____

Date _____

Shamrock Symmetry Drawing



Use the grid to draw the other side of each image:

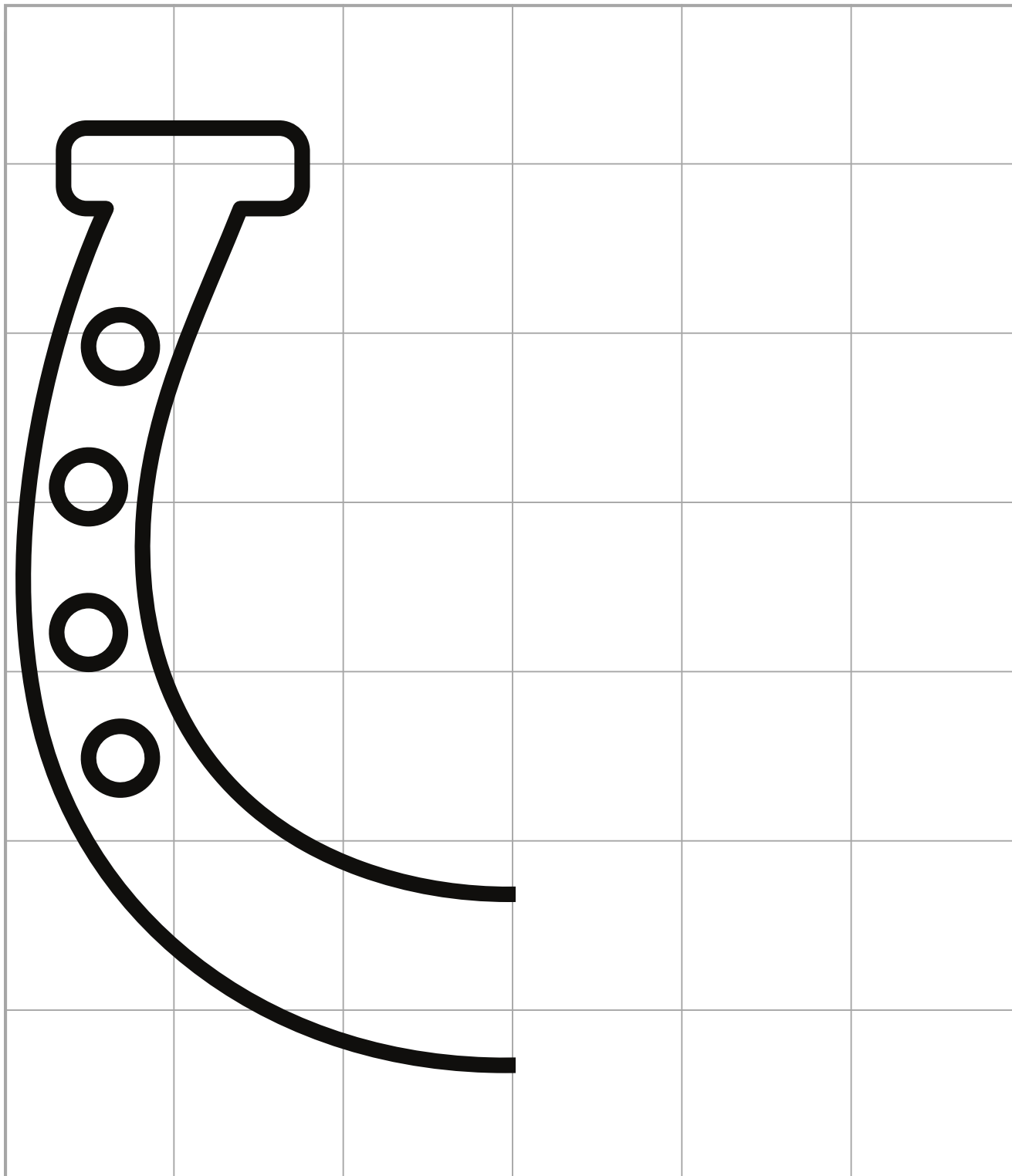


Name _____

Date _____










































































Lucky Symmetry Drawing

Use the grid to draw the other side of each image.



I spy St. Patrick's Day

Directions: There are ten St.Patrick's Day-themed icons. Count and colour each set of icons as you find them. Write the number in the box beside the icons you counted.




		                                                              
		
		
		
		
		
		
		
		
		

Name _____

Date _____

I spy St. Patrick's Day


Directions: There are ten St. Patrick's Day-themed icons. Count and colour each set of icons as you find them. Write the number in the box beside the icons you counted.



Name _____

Date _____

Copy and finish the sentence below. (Teachers, add a word bank on the board for ideas.)



I'm lucky because...

Handwriting practice lines consisting of three sets of horizontal lines. Each set includes a solid top line, a dashed middle line, and a solid bottom line, providing a guide for letter height and placement.



Draw and color your lucky picture.

A large rectangular box for drawing and coloring the lucky picture.

Luck




At chin twist middle finger outward.

Name _____

Date _____

Copy and finish the sentence below. (Teachers, add a word bank on the board for ideas.)



I'm lucky because...

Handwriting practice lines consisting of four sets of three horizontal lines (top solid, middle dashed, bottom solid).



Draw and color your lucky picture.

Large empty rectangular box for drawing and coloring.

Luck



At chin twist middle finger outward.

☒ Check your grammar.

- ☐ Capitalize
- ☐ lowercase
- ☐ spelling
- ☐ period

SIGN CLUB: Where **HANDS SPEAK LOUDER** than **WORDS**



Easy to Use **CURRICULUM**

- Enhanced Communication Skills
- Inclusivity and Diversity
- Stimulate Cognitive Development
- Multi-sensory Learning
- Improve Fine Motor Skills
- Builds Social Skills Development
- Strengthened Vocabulary
- Boost Confidence
- Fun and Engaging Learning Activities
- Encourages Caregiver-Child Bonding



Get Started


bit.ly/SignClubWorkshop



Click on Images




You'll love these too!



bit.ly/MoreASL



Choose from hundreds of low-prep ASL resources.



Let us make your worksheets!
Pick a plan and start accessing ASL Resources

About the Author

Cynthia Long is a Nationally Certified Interpreter and the founder of Sign Baby Sign LLC. She has extensive experience homeschooling and interpreting in the classroom for primary, secondary, and post-secondary levels and she is dedicated to providing ASL teaching resources to schools and families across the U.S. All of the ASL resources on ASLTeachingResources.com are developed from years of experience in educational systems as a Nationally Certified ASL Interpreter.



By purchasing, you agree to the terms of use:



You may

- For personal use
- Make copies for your classroom, children, or personal use
- Purchase multiple licenses or additional products to share
- Become a member to get more ASL resources

You may not

- Post this item on a personal or district website (contact us for permission)
- Modify any part to offer to others for free or paid
- Copy or give to other teachers or colleagues

Feedback

Remember to leave feedback on your purchases to help others know the quality of this product.

Membership saves you money.



<https://bit.ly/aslinfo>

Learn Sign the Fun Way



JOIN NOW



Member Benefits:

For Individuals & Schools

- Core-Content Worksheets
- Lesson Plan Books
- Flash Cards & Label Cards
- Wall Charts
- Dice & Other Games
- ASL Word of the Day Podcast
- Sign Club Series
- Online Video Dictionary
- Online ASL Courses
- Professional Development
- DIY Projects
- ASL Gift Shop
- Sight Words
- And more...Everything is ASL!

More Sign Language!

bit.ly/MoreASL



CLICK - PRINT - Teach

See our Amazon books!

<https://amzn.to/3Gv2wqq>

amazon

A note from the founder: Our ASL Resources promote a successful learning experience that is both educational and fun. Whether you're using it for differentiation, extension activities or just for fun, become a member today and start saving hours of prep time. We have everything you need!



Happy Signing!

Cynthia F. Long, Founder

SignBabySign, LLC

ASLTeachingResources.com

