

Colors Flashcards



More Lesson
Worksheets [here](#).



View Videos
with QR Code



Get more ASL free with
membership [here](#).



Colors



View videos
with QR code.

Name _____

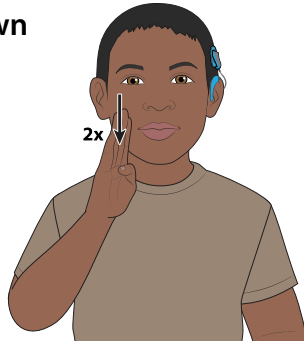
Collect the entire series.

black



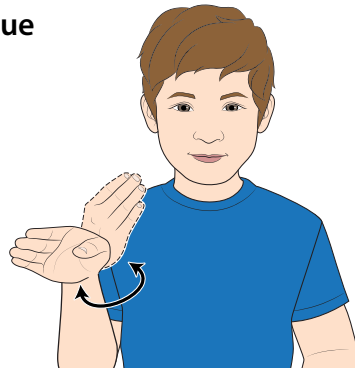
Finger moves across forehead.

brown



B-hand moves down on cheek.
(Index finger touching cheek)

blue




B-hand twists at wrist 2x, near shoulder.

color




At chin, fingertips wiggle.

gray



One hand moves forward, one back
so fingers move through each other 2x.

green



G-hand twists at wrist 2x, near shoulder.

orange




Right hand squeezes 2x.

pink




Tip of middle finger drags down lip 2x.

purple




P-hand twists at wrist 2x, near shoulder.

red




Right finger slides down lips.

white



Pull fingers off chest to a close.

yellow



Y-hand twists at wrist 2x, near shoulder.

Colors



View videos
with QR code.


Name _____

Collect the entire series.

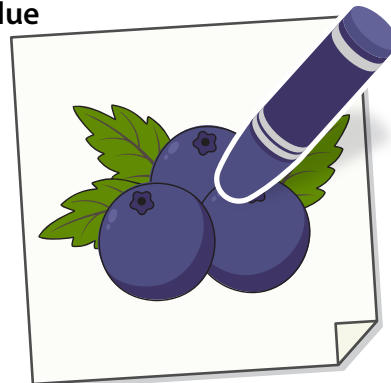
black




brown




blue




color



gray




green



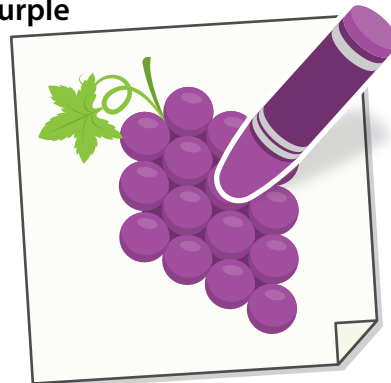
orange




pink



purple




red



white



yellow



Colors






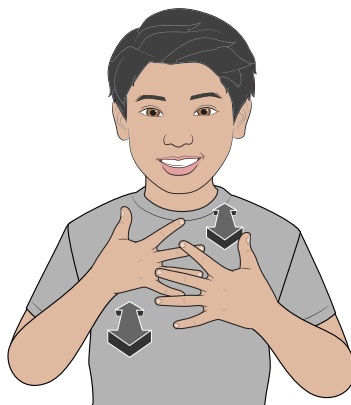



View videos
with QR code.



Name _____

Collect the entire series.



Colors








View videos
with QR code.



Name _____

Collect the entire series.



Colors



View videos
with QR code.

Name _____

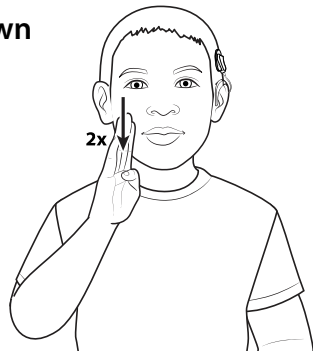
Collect the entire series.

black




Finger moves across forehead.

brown



B-hand moves down on cheek.
(Index finger touching cheek)

blue



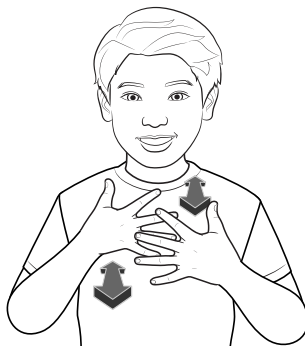
B-hand twists at wrist 2x, near shoulder.

color



At chin, fingertips wiggle.

gray




One hand moves forward, one back
so fingers move through each other 2x.

green



G-hand twists at wrist 2x, near shoulder.

orange




Right hand squeezes 2x.

pink



Tip of middle finger drags down lip 2x.

purple



P-hand twists at wrist 2x, near shoulder.

red



Right finger slides down lips.

white



Pull fingers off chest to a close.

yellow



Y-hand twists at wrist 2x, near shoulder.

Colors




View videos
with QR code.




Name _____

Collect the entire series.


black




brown




blue




color




gray




green



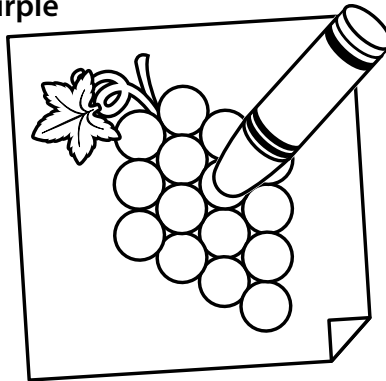
orange




pink




purple




red



white



yellow



Colors



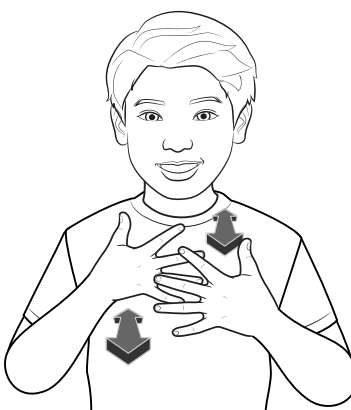
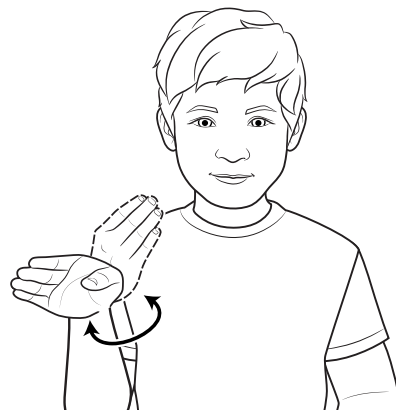


View videos
with QR code.



Name _____

Collect the entire series.



Colors















View videos
with QR code.



Name

Collect the entire series.



SIGN CLUB:

IGNITE CURIOSITY, SPARK CONNECTIONS!



Easy to Use

CURRICULUM

- Enhanced Communication Skills
- Inclusivity and Diversity
- Stimulate Cognitive Development
- Multi-sensory Learning
- Improve Fine Motor Skills
- Builds Social Skills Development
- Strengthened Vocabulary
- Boost Confidence
- Fun and Engaging Learning Activities
- Encourages Caregiver-Child Bonding



Get Started


bit.ly/SignClubWorkshop



Click on Images




You'll love
these too!



bit.ly/MoreASL



Choose from hundreds of low-prep ASL resources.



Let us make your worksheets!
Pick a plan and start accessing ASL Resources

About the Author

Cynthia Long is a Nationally Certified Interpreter and the founder of Sign Baby Sign LLC. She has extensive experience homeschooling and interpreting in the classroom for primary, secondary, and post-secondary levels and she is dedicated to providing ASL teaching resources to schools and families across the U.S. All of the ASL resources on ASLTeachingResources.com are developed from years of experience in educational systems as a Nationally Certified ASL Interpreter.



By purchasing, you agree to the terms of use:



You may

- For personal use
- Make copies for your classroom, children, or personal use
- Purchase multiple licenses or additional products to share
- Become a member to get more ASL resources

You may not

- Post this item on a personal or district website (contact us for permission)
- Modify any part to offer to others for free or paid
- Copy or give to other teachers or colleagues

Feedback

Remember to leave feedback on your purchases to help others know the quality of this product.

Membership saves you money.



<https://bit.ly/aslinfo>

Learn Sign the Fun Way



JOIN NOW



Member Benefits:

For Individuals & Schools

- Core-Content Worksheets
- Lesson Plan Books
- Flash Cards & Label Cards
- Wall Charts
- Dice & Other Games
- ASL Word of the Day Podcast
- Sign Club Series
- Online Video Dictionary
- Online ASL Courses
- Professional Development
- DIY Projects
- ASL Gift Shop
- Sight Words
- And more...Everything is ASL!

More Sign Language!

bit.ly/MoreASL



CLICK - PRINT - Teach

See our Amazon books!

<https://amzn.to/3Gv2wqq>

amazon

A note from the founder: Our ASL Resources promote a successful learning experience that is both educational and fun. Whether you're using it for differentiation, extension activities or just for fun, become a member today and start saving hours of prep time. We have everything you need!



Happy Signing!

Cynthia F. Long, Founder

SignBabySign, LLC

ASLTeachingResources.com

