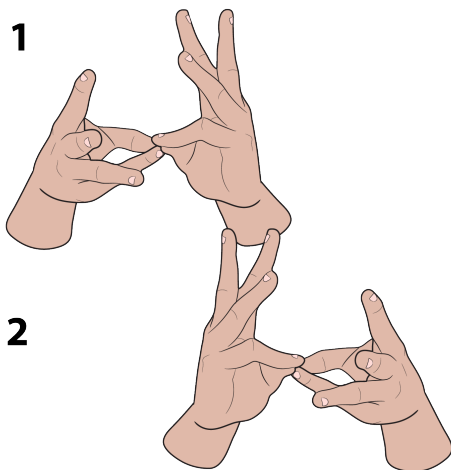


Weather 🖐️🖐️ Lesson Plan



More Lesson Worksheets [here](#).



Get more ASL free with membership [here](#).



Wind

Level: K, 1, 2

Category: Weather Book

Topics: Outdoors, Weather, Wind


Materials: Coloring utensils, scissors, socks, construction paper

Finish drawing the boy. Color the pages of the story.
Cut and fold to make a storybook.

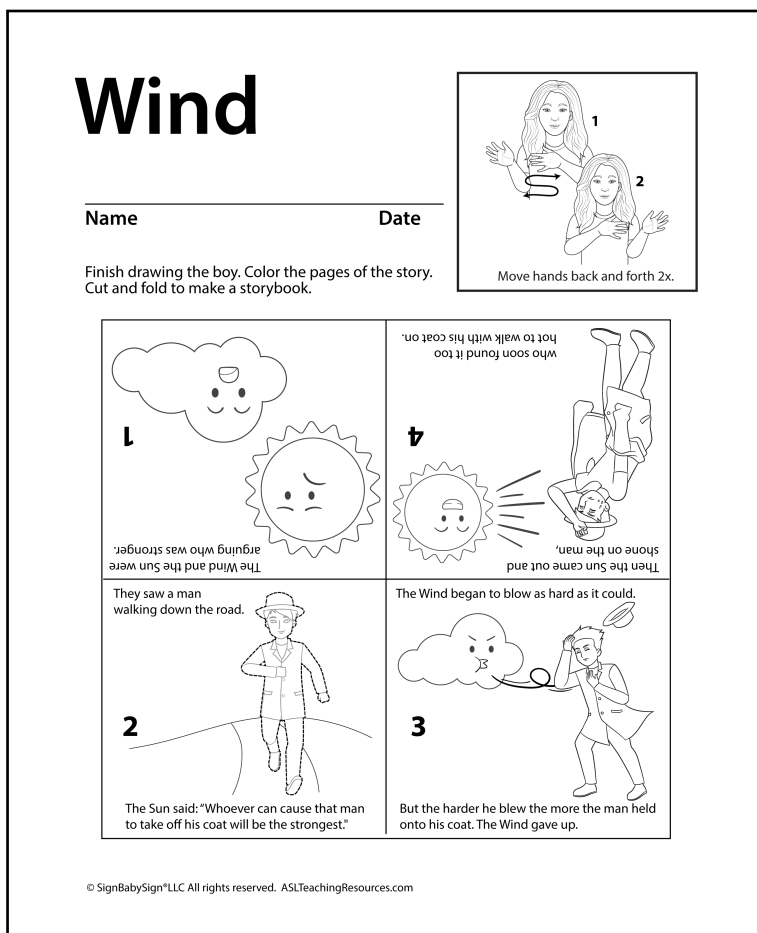
Craft: Make a pinwheel or wind sock.

Game: Who can blow the fastest? Blow strips of paper across a table.

Idea: Discuss this story and act it out.



Example




ASLTeachingResources.com/Dictionary

HOW TO SIGN
WIND



Wind



Move hands back and forth 2x.



Wind

Finish drawing the man. Color the pages of the story.
Cut and fold to make a storybook.

Craft: Make a pinwheel or wind sock.

Game: Who can blow the fastest? Blow strips of paper across a table.

Idea: Do the role play activity with the puppets.




Caregiver's guide.

Wind


Name _____

Date _____


Finish drawing the boy. Color the pages of the story.
Cut and fold to make a storybook.



Move hands back and forth 2x.



The Wind and the Sun were
arguing who was stronger.



who soon found it too
hot to walk with his coat on.

Then the Sun came out and
shone on the man,

They saw a man
walking down the road.



The Sun said: "Whoever can cause that man
to take off his coat will be the strongest."

The Wind began to blow as hard as it could.










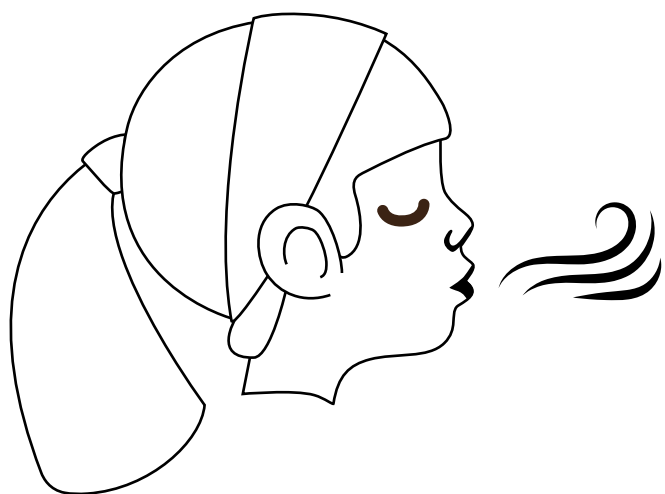

But the harder he blew the more the man held
onto his coat. The Wind gave up.

Wind

Name _____

Date _____

Color and circle the things you can blow with your breath.



Wind & the Sun Questions



Who are the characters
in the story?



What did the sun do to
get the man to take off
his coat?



Why couldn't the wind
get the man to take off
his coat?



What was the problem
in the story?



What is the lesson
of the story?



Have you won a contest?
How did you feel?

The North Wind and the Sun Roleplay



The Wind _____
Name



The Sun _____
Name



The Man _____
Name



Narrator _____
Name



The sun and the wind are strong.



I am the north wind. I am strong.



I am the sun. I am stronger.



I am the wind. I am the strongest.



No you're not. I am the strongest.



Let's see who is the strongest by getting the man to take off his coat.



Okay, I will blow the man's coat off.




Brrr, I need my coat more than ever.



I am too tired to blow any more.



The north wind gives up.



My turn now.



The sun glows brighter and brighter.



I am hot. I need to take off my coat.



The sun wins.

Directions:

Use character puppets
for the role play story.


The North Wind and the Sun



The Wind _____
Name



The Man _____
Name



The Sun _____
Name



Narrator _____
Name



The sun and the wind are strong.



I am the north wind. I am strong.



I am the sun. I am stronger.



I am the wind. I am the strongest.



No you're not. I am the strongest.



Let's see who is the strongest by getting the man to take off his coat.



Okay, I will blow the man's coat off.




Brrr, I need my coat more than ever.



I am too tired to blow any more.



The north wind gives up.



My turn now.



The sun glows brighter and brighter.



I am hot. I need to take off my coat.



The sun wins.




Directions:

Use character puppets
for the role play story.

The Wind & the Sun

Puppets

Directions: Color and cut out. Tape a straw on the back, then glue the sign icon on the back of the character to make the puppet.


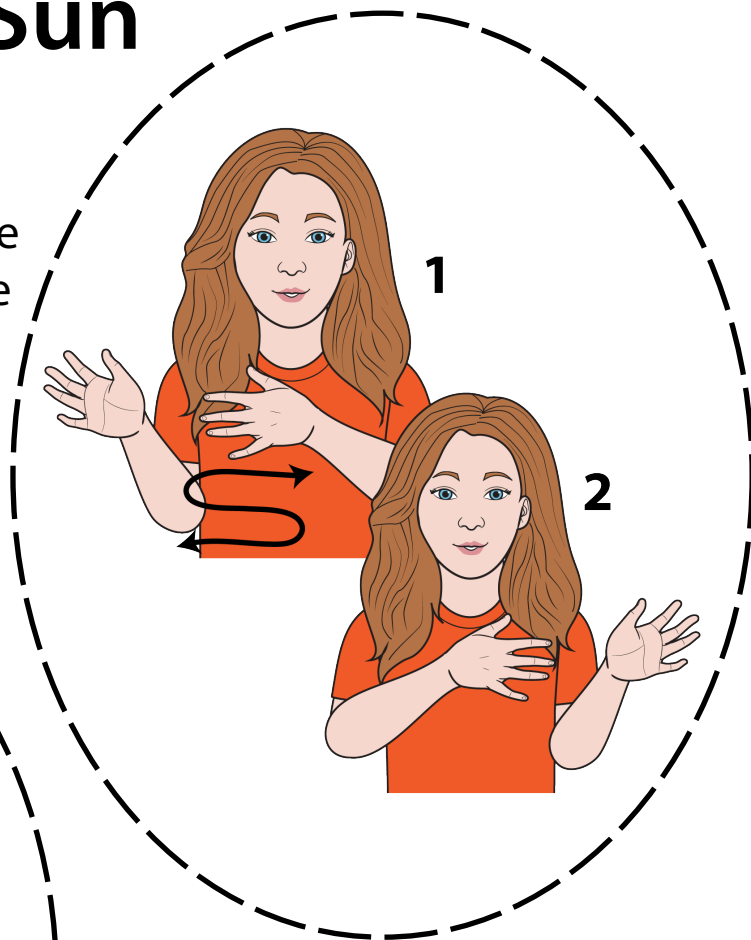


Use puppets with the role play story. Then discuss how this is a fable that teaches truths about life. Ask what truths are being taught.

The Wind & the Sun

Puppets

Directions: Color and cut out. Tape a straw on the back, then glue the sign icon on the back of the character to make the puppet.






Use puppets with the role play story. Then discuss how this is a fable that teaches truths about life. Ask what truths are being taught.

The Wind & the Sun

Puppets


Directions: Color and cut out. Tape a straw on the back, then glue the sign icon on the back of the character to make the puppet.



Use puppets with the role play story. Then discuss how this is a fable that teaches truths about life. Ask what truths are being taught.


The Wind & the Sun Puppets

Directions: Color and cut out. Tape a straw on the back, then glue the sign icon on the back of the character to make the puppet.



Use puppets with the role play story. Then discuss how this is a fable that teaches truths about life. Ask what truths are being taught.

The Wind and the Sun



The Wind and the Sun were arguing who was stronger.

They saw a man walking down the road.


The Sun said: "Whoever can cause that man to take off his coat will be the strongest."

The Wind began to blow as hard as it could.


But the harder he blew the more the man held onto his coat.

The Wind gave up.


Then the Sun came out and shone on the man, who soon found it too hot to walk with his coat on.



The Wind and the Sun



The Wind and the Sun
were arguing who was stronger.
They saw a man
walking down the road.
The Sun said: "Whoever can
cause that man to take off
his coat will be the strongest."
The Wind began to blow
as hard as it could.
But the harder he blew
the more the man held
onto his coat.
The Wind gave up.
Then the Sun came out
and shone on the man,
who soon found it too hot
to walk with his coat on.





Click on Images



Check out these!



[ASLTeachingResources.com/Learn-ASL](https://www.aslteachingresources.com/Learn-ASL)



Get UNLIMITED ASL Resources Now!



Let us make your worksheets!
Pick a plan and start accessing ASL Resources

About the Author

Cynthia Long is a Nationally Certified Interpreter and the founder of Sign Baby Sign LLC. She has extensive experience homeschooling and interpreting in the classroom for primary, secondary, and post-secondary levels and she is dedicated to providing ASL teaching resources to schools and families across the U.S. All of the ASL resources on ASLTeachingResources.com are developed from years of experience in educational systems as a Nationally Certified ASL Interpreter.



By downloading, you agree to the terms of use:



You may

- For personal use
- For your classroom and/or students (ONLY)
- Purchase multiple licenses to share with colleagues
- Become a member to get more ASL resources

You may not

- Post this item on a personal, classroom or district website
- Copy or modify any part to offer to others for free or paid
- Copy or give to other teachers or colleagues

Feedback

Remember to leave feedback on your purchases to help others know the quality of this product.

Membership saves you money.



bit.ly/SignClub
bit.ly/ASLMemberships

Learn Sign the Fun Way



JOIN NOW



Member Benefits:

For Individuals & Schools

- Core-Content Worksheets
- Lesson Plan Books
- Flash Cards & Label Cards
- Wall Charts
- Dice & Other Games
- ASL Word of the Day Podcast
- Sign Club Series
- Online Video Dictionary
- Online ASL Courses
- Professional Development
- DIY Projects
- ASL Gift Shop
- Sight Words
- And more...Everything is ASL!

Subscribe: Search for "ASL Teaching Resources"

[Podcast](#)

[YouTube](#)

[TikTok](#)

[Facebook](#)

[Learn ASL](#)

[ASL Books](#)

[Instagram](#)

[Pinterest](#)

[Sign Club](#)

CLICK - PRINT - Teach

See our Amazon books!

<https://amzn.to/3Gv2wqq>

amazon

A note from the founder: Our ASL Resources promote a successful learning experience that is both educational and fun. Whether you're using it for differentiation, extension activities or just for fun, become a member today and start saving hours of prep time. We have everything you need!



Happy Signing!

Cynthia F. Long, Founder

SignBabySign, LLC

ASLTeachingResources.com

