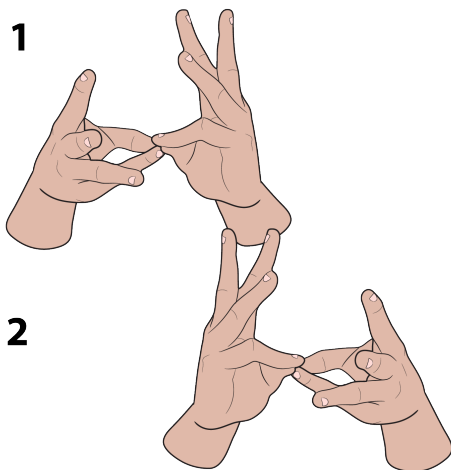


Weather Lesson Plan



More Lesson Worksheets [here](#).



Get more ASL free with membership [here](#).



Storm

Level: PreK, K

Category: Weather Book

Topics: Storm, Handwriting, Weather

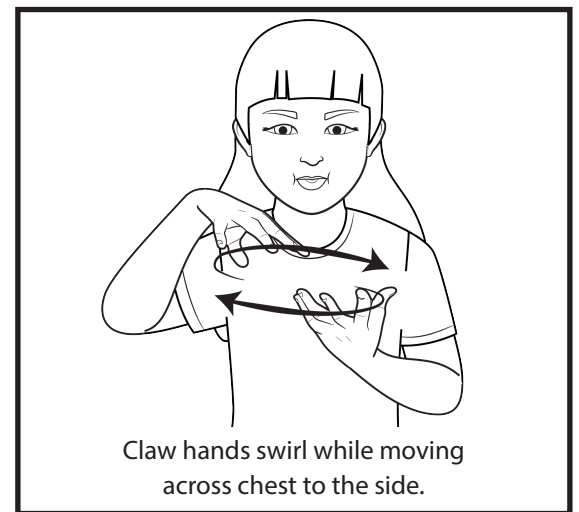
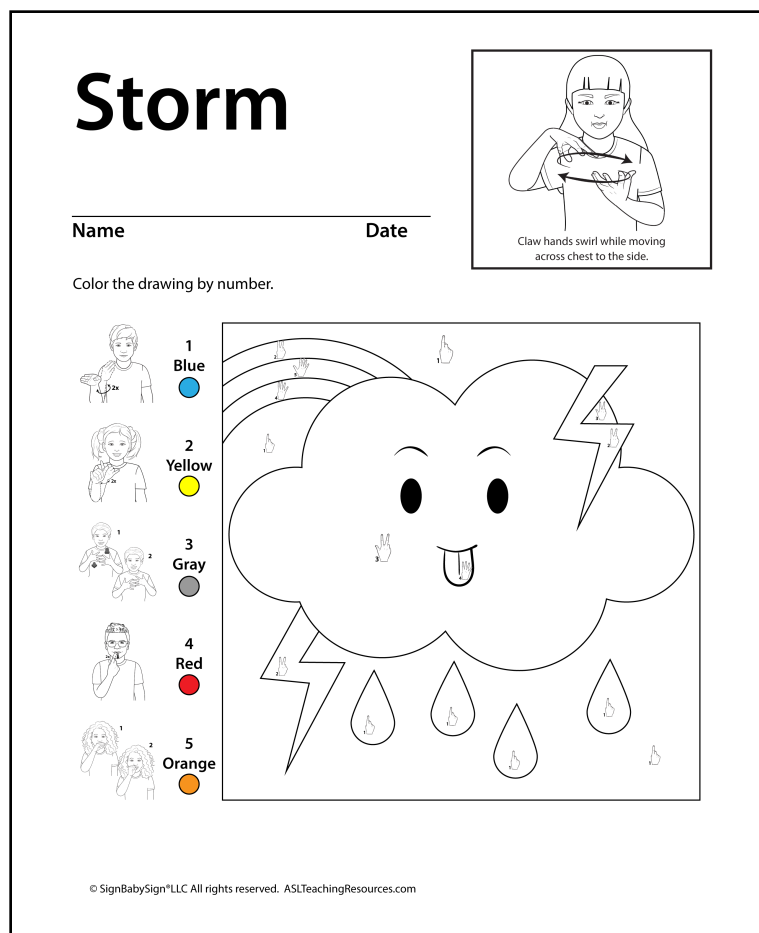
Materials: Foil sheets, construction paper, paint, paint brushes, jar, shaving cream, food coloring, and seltzer

Craft: On construction paper, draw/glue a house and clouds. Paint a storm. Cut or roll foil into lightning bolts and glue to complete the storm.

Game: Play "How far away is that storm?". Each player must act out a storm thunder and clap. The next player must guess how far away a storm is based on the previous player's demonstration.

Idea: Construct a Storm in a Jar. Take a jar of warm water and place a shaving cream cloud on top. Drop various colors of food coloring onto the cloud and wait for it to rain. To increase storm activity, add seltzer.


Example



ASLTeachingResources.com/Dictionary



Storm



Claw hands swirl while moving
across chest to the side.


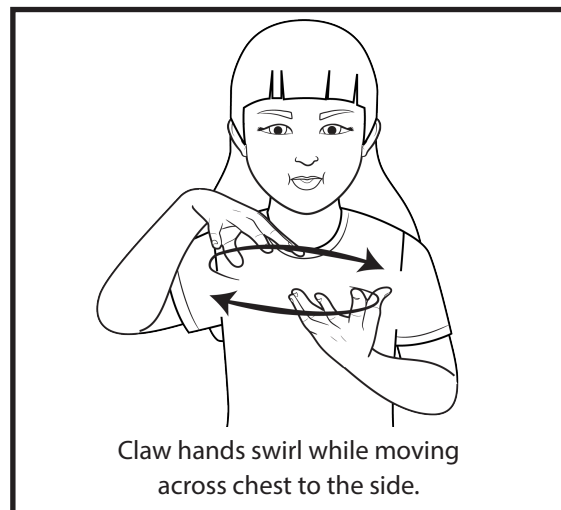
Storm

Color the drawing by number.

Craft: On construction paper, draw/glue a house and clouds. Paint a storm. Cut or roll foil into lightning bolts and glue to complete the storm.

Game: Play "How far away is that storm?". Each player must act out a storm thunder and clap. The next player must guess how far away a storm is based on the previous player's demonstration.

Idea: Construct a Storm in a Jar. Take a jar of warm water and place a shaving cream cloud on top. Drop various colors of food coloring onto the cloud and wait for it to rain. To increase storm activity, add seltzer.




Caregiver's guide.

© SignBabySign® LLC All rights reserved. ASLTeachingResources.com

Storm

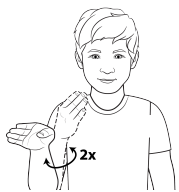
Name _____

Date _____



Claw hands swirl while moving across chest to the side.


Color the drawing by number.



1
Blue



2
Yellow




3
Gray



4
Red




5
Orange



Storms


Name _____

Date _____




Claw hands swirl while moving across chest to the side.

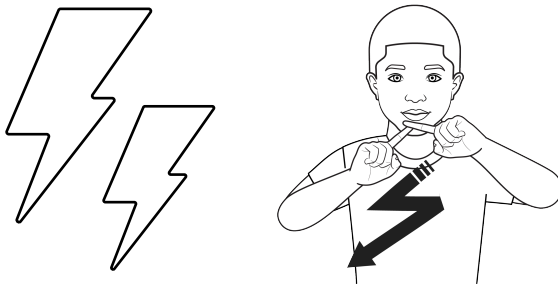
Trace and write each word.



clouds



storm



lightning




rainstorm

Name _____

Date _____

Copy and finish the sentence below. (Teachers, add a word bank on the board for ideas.)



When it storms I ...

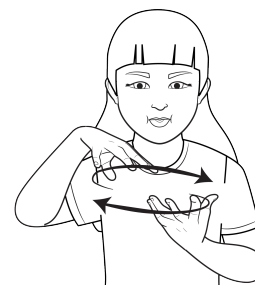
Handwriting practice lines consisting of three sets of solid top and bottom lines with a dashed middle line for letter height guidance.



Draw and color your **Storm** picture.

Large empty rectangular box for drawing a storm picture.

How to sign **Storm**



Claw hands move
up and down.

✓ Check your grammar.

☐ Capitalize

☐ lowercase


☐ spelling

☐ period

Name _____

Date _____

Copy and finish the sentence below. (Teachers, add a word bank on the board for ideas.)



When it storms I ...

Handwriting practice lines consisting of three sets of horizontal lines. Each set includes a solid top line, a dashed middle line, and a solid bottom line.



Draw and color your **Storm** picture.

A large rectangular box for drawing a storm picture.

Storm





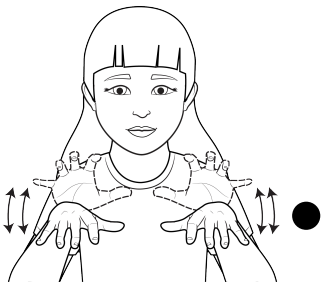
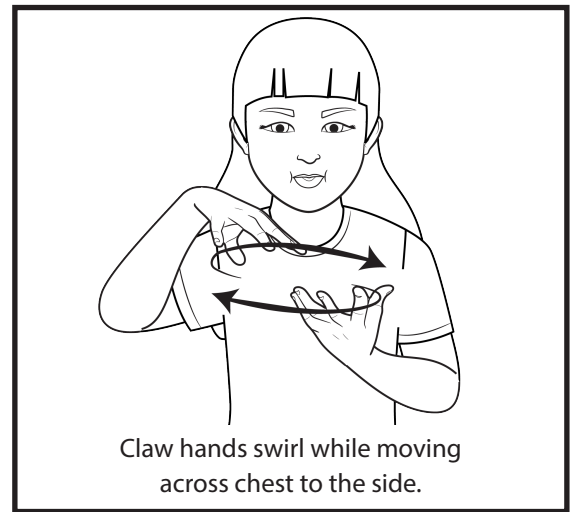
Claw hands swirl while moving
across chest to the side.

Storm

Name _____

Date _____


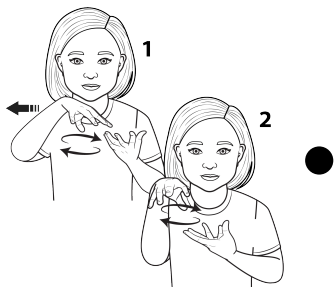

Match the clouds to the correct sign and word.



● cloud

● rain

● wind



● lightning storm

● rain storm


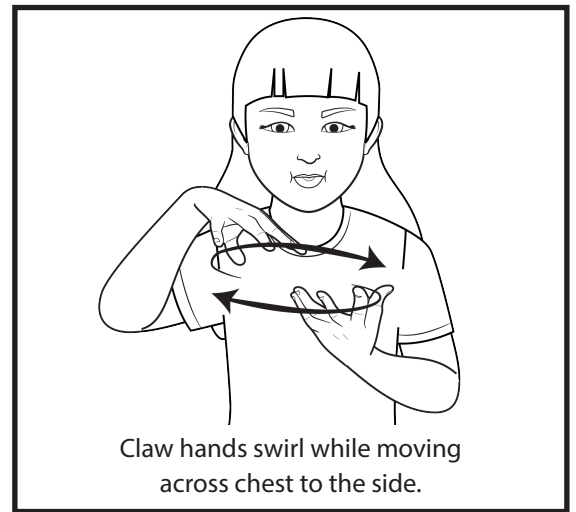
● snow storm

Storm


Name _____

Date _____

Match the clouds to the correct sign and word.




● sunny

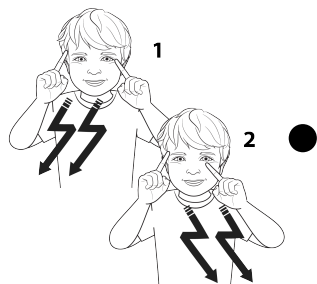


● windy

● cloudy




● snow storm



● lightning storm

● rain storm

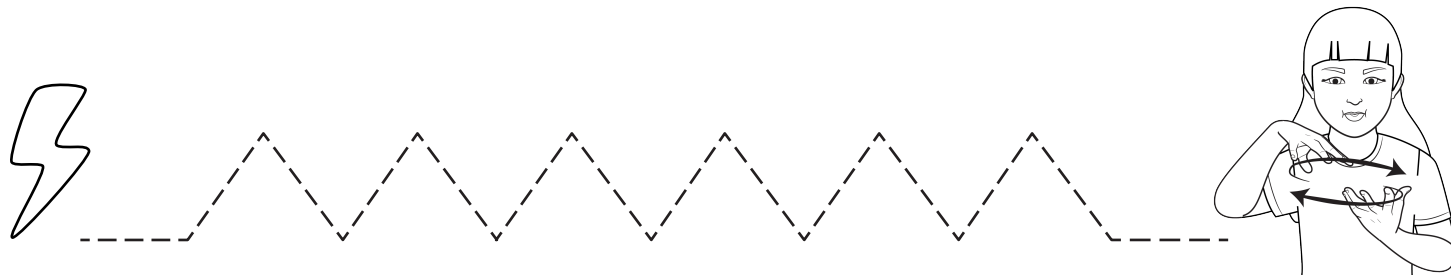
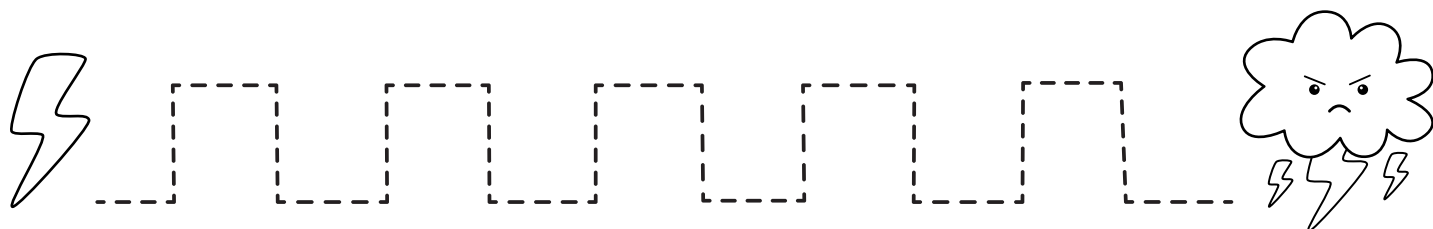
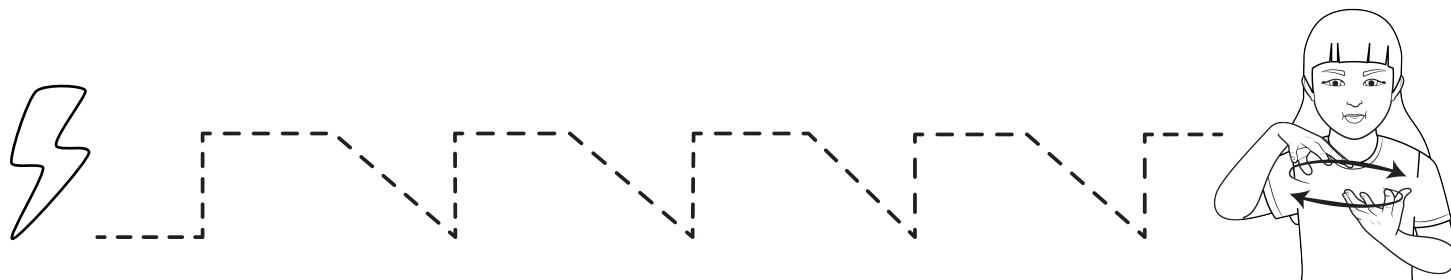
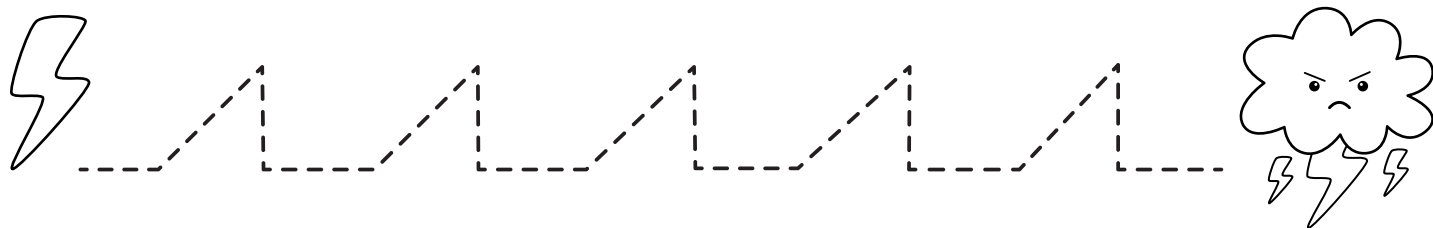
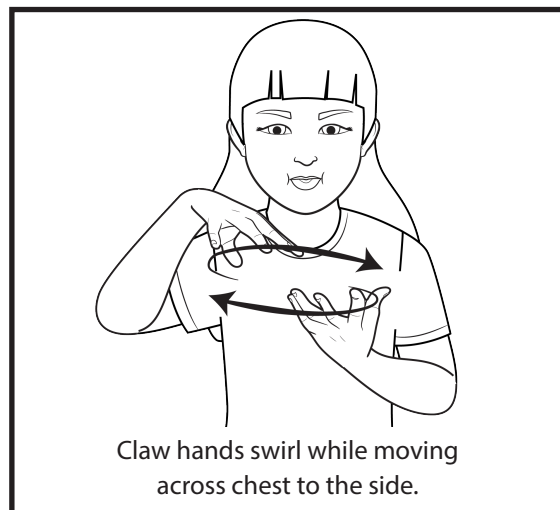


Storm Lines

Name _____

Date _____

Trace the lines.



Click on Images



Check out these!



[ASLTeachingResources.com/Learn-ASL](https://www.aslteachingresources.com/Learn-ASL)



Get UNLIMITED ASL Resources Now!



Let us make your worksheets!
Pick a plan and start accessing ASL Resources

About the Author

Cynthia Long is a Nationally Certified Interpreter and the founder of Sign Baby Sign LLC. She has extensive experience homeschooling and interpreting in the classroom for primary, secondary, and post-secondary levels and she is dedicated to providing ASL teaching resources to schools and families across the U.S. All of the ASL resources on ASLTeachingResources.com are developed from years of experience in educational systems as a Nationally Certified ASL Interpreter.



By downloading, you agree to the terms of use:



You may

- For personal use
- For your classroom and/or students (ONLY)
- Purchase multiple licenses to share with colleagues
- Become a member to get more ASL resources

You may not

- Post this item on a personal, classroom or district website
- Copy or modify any part to offer to others for free or paid
- Copy or give to other teachers or colleagues

Feedback

Remember to leave feedback on your purchases to help others know the quality of this product.

Membership saves you money.



bit.ly/SignClub
bit.ly/ASLMemberships

Learn Sign the Fun Way



JOIN NOW



Member Benefits:

For Individuals & Schools

- Core-Content Worksheets
- Lesson Plan Books
- Flash Cards & Label Cards
- Wall Charts
- Dice & Other Games
- ASL Word of the Day Podcast
- Sign Club Series
- Online Video Dictionary
- Online ASL Courses
- Professional Development
- DIY Projects
- ASL Gift Shop
- Sight Words
- And more...Everything is ASL!

Subscribe: Search for "ASL Teaching Resources"

[Podcast](#)

[YouTube](#)

[TikTok](#)

[Facebook](#)

[Learn ASL](#)

[ASL Books](#)

[Instagram](#)

[Pinterest](#)

[Sign Club](#)

CLICK - PRINT - Teach

See our Amazon books!

<https://amzn.to/3Gv2wqq>

amazon

A note from the founder: Our ASL Resources promote a successful learning experience that is both educational and fun. Whether you're using it for differentiation, extension activities or just for fun, become a member today and start saving hours of prep time. We have everything you need!



Happy Signing!

Cynthia F. Long, Founder

SignBabySign, LLC

ASLTeachingResources.com

