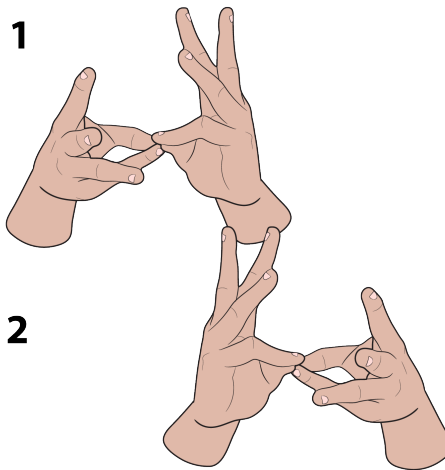


# Weather Lesson Plan



More Lesson Worksheets [here](#).



Get more ASL free with membership [here](#).

**Weather Lesson Plan**

**Moon**

**Craft:** Make a moon to hang in the bathroom. Use glue and black paint.

**Game:** Weather relay race.

**Make:** Gather up some rocks and some play-dough and make moon cookies.

**Color:** Color the picture. Cut out all the moons and the cow. Glue the big moon to a paper plate.

**Glue:** Glue the little moons around the big moon like a clock. Attach the cow to a large pipe cleaner, attach the pipe cleaner to a hrod to the center of the plate. You made a moon clock!

**Roll:** Roll one of two dice to see how many moons the cow will jump over.

Caregiver's guide.

ASL Teaching Resources

# Moon

**Level:** Pre-K, K

**Category:** Weather Book

**Topics:** Science, Moon, Nursery Rhyme

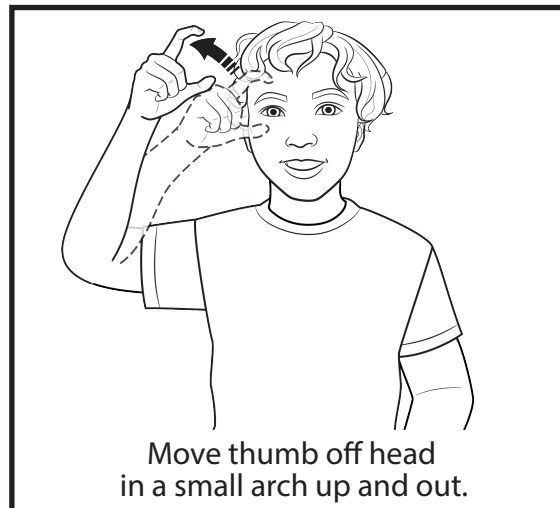
**Materials:** Coloring utensils, glow-in-the-dark paint, rocks, play dough, scissors, glue, pipe cleaner, paper plate, dice, and straw

**Craft:** Make a moon to hang in the bathroom. Use glow-in-the-dark paint.

**Game:** Moonwalker relay race.

**Idea:** Gather up some rocks and some play-dough and make moon craters.

Color the picture. Cut out all the moons and the cow. Glue the big moon to a paper plate. Glue the little moons around the big moon like a clock. Attach the cow to a large pipe cleaner, attach the pipe cleaner to a brad to the center of the plate. You made a moon clock! Roll one or two dice to see how many moons the cow will jump/move while singing "Hey Diddle Diddle".



## Example

**Moon**

Name \_\_\_\_\_ Date \_\_\_\_\_

Color the picture. Cut out all the moons and the cow. Glue the big moon to a paper plate. Glue the little moons around the big moon like a clock. Attach the cow to a large pipe cleaner, attach the pipe cleaner to a brad to the center of the plate. You made a moon clock! Roll one or two dice to see how many moons the cow will jump/move.

© SignBabySign® LLC All rights reserved. ASLTeachingResources.com

[ASLTeachingResources.com/Dictionary](https://ASLTeachingResources.com/Dictionary)



# Moon



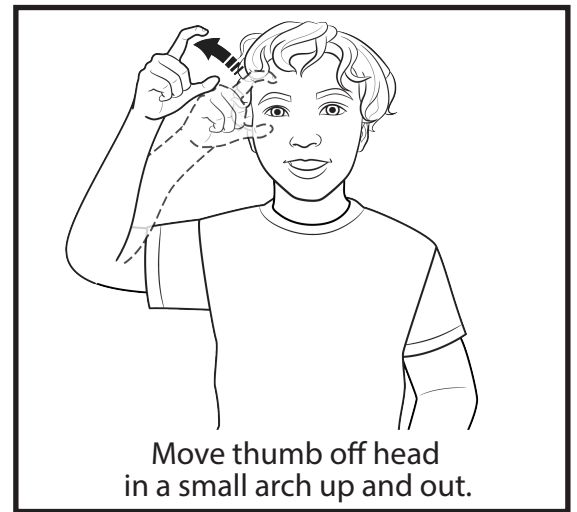
Move thumb off head  
in a small arch up and out.

# Moon


**Craft:** Make a moon to hang in the bathroom. Use glow-in-the-dark paint.

**Game:** Moonwalker relay race.

**Idea:** Gather up some rocks and some play-dough and make moon craters.



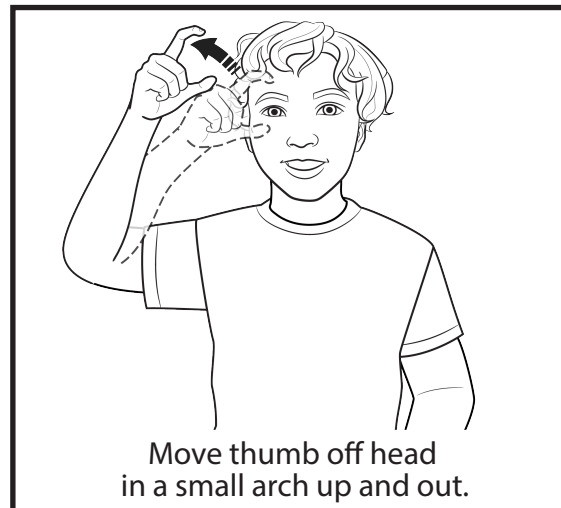
Color the picture. Cut out all the moons and the cow. Glue the big moon to a paper plate. Glue the little moons around the big moon like a clock. Attach the cow to a large pipe cleaner, then attach it to a brad to the center of the plate. You made a moon clock! Roll one or two dice to see how many moons the cow will jump/move while singing "Hey Diddle Diddle".



Caregiver's guide.



# Moon



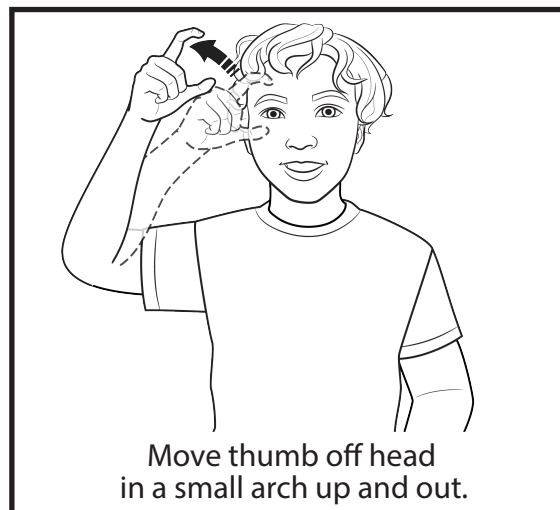
Name \_\_\_\_\_

Date \_\_\_\_\_

Color the picture. Cut out all the moons and the cow.



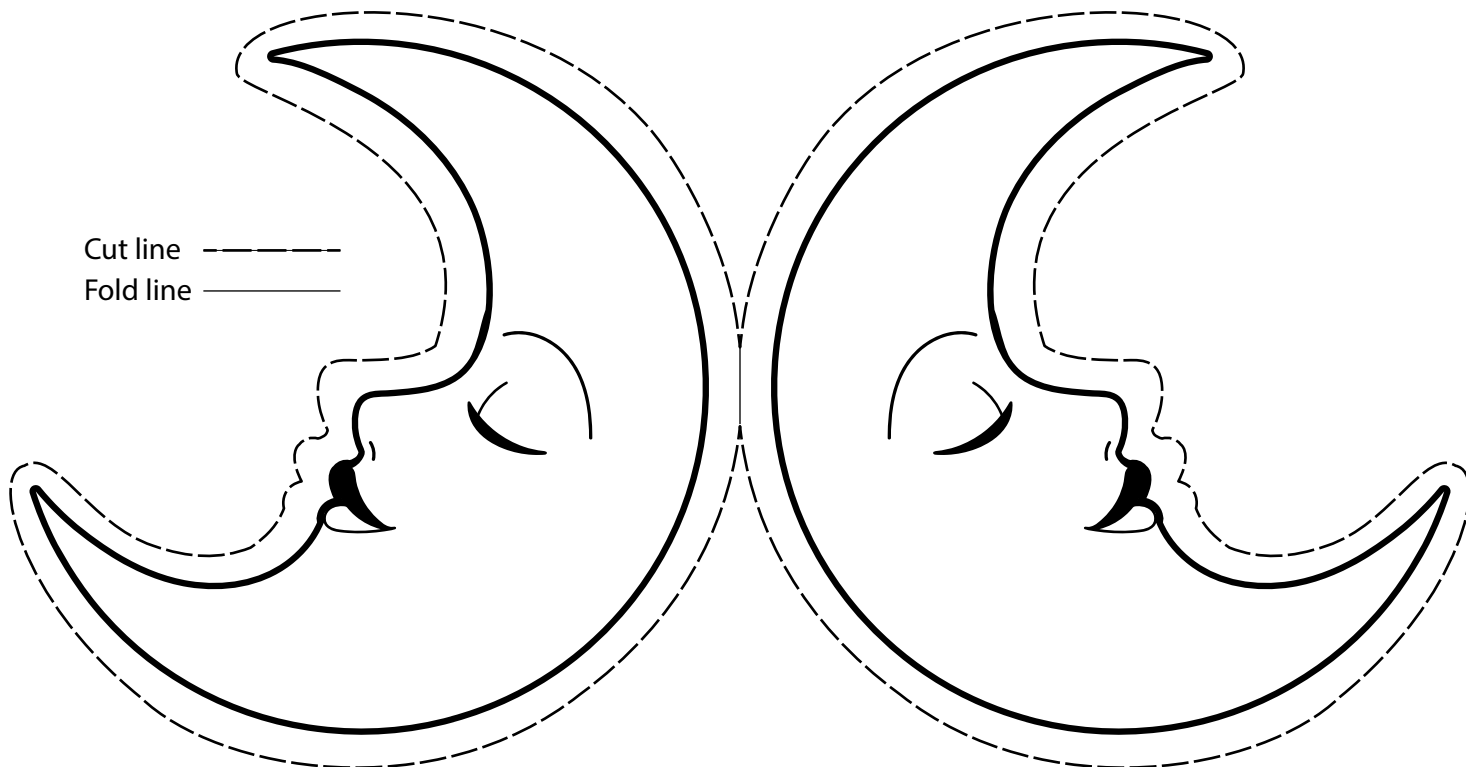

# Moon



Name \_\_\_\_\_

Date \_\_\_\_\_


Color and cut the images. Put a straw in the fold line.  
Glue images together to make a puppet. Now have the  
cow jump over the moon.




# Hey Diddle Diddle



Cow




Moon




Cat



Dog



Spoon




Hey diddle diddle,  
The cat and the fiddle,  
The cow jumped  
over the moon.  
The little dog laughed  
To see such fun,  
And the dish ran away  
with the spoon.


# Hey Diddle Diddle



Cow





Moon



Cat



Dog



Spoon

Hey diddle diddle,  
The cat and the fiddle,  
The cow jumped  
over the moon.  
The little dog laughed  
To see such fun,  
And the dish ran away  
with the spoon.

Name \_\_\_\_\_


Date \_\_\_\_\_

Cut out the pictures at the bottom and paste to the correct boxes in the sentences.  
Optional: Draw a line to the correct boxes.

## Hey Diddle Diddle


Hey diddle diddle,

the




and the fiddle,


The



jumped over the





The little



laughed to see such fun,

And the dish ran away with the



spoon




cat



moon



dog



cow

Name \_\_\_\_\_


Date \_\_\_\_\_

Cut out the pictures at the bottom and paste to the correct boxes in the sentences.  
Optional: Draw a line to the correct boxes.

## Hey Diddle Diddle


Hey diddle diddle,

the




and the fiddle,


The



jumped over the




The little



laughed to see such fun,

And the dish ran away with the




spoon



cat



moon



dog



cow

Name \_\_\_\_\_


Date \_\_\_\_\_

Draw a line or cut and paste them in the correct order in the numbered squares.


# Hey Diddle Diddle Sequencing Activity



And the dish ran away with the spoon.




The little dog laughed to see such fun.



Hey diddle diddle,  
The cat and the fiddle,



The cow jumped over the moon.






Name \_\_\_\_\_

Date \_\_\_\_\_

Draw a line or cut and paste them in the correct order in the numbered squares.

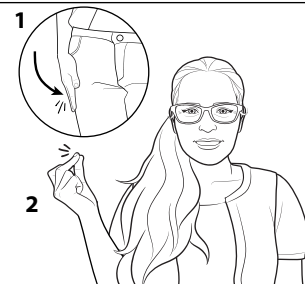
# Hey Diddle Diddle Sequencing Activity



And the dish ran away with the spoon.



The little dog laughed to see such fun.



Hey diddle diddle,  
The cat and the fiddle,




The cow jumped over the moon.



Name \_\_\_\_\_

Date \_\_\_\_\_

This prompt is with the poem, "Hey, Diddle, Diddle". Copy and finish the sentence below.  
(Teachers, add a word bank on the board for ideas.)



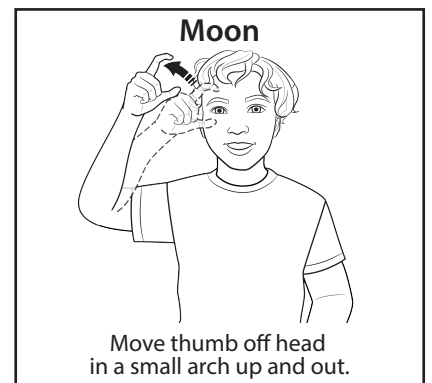
If I were the moon, I would ...

Handwriting practice lines consisting of three sets of horizontal lines. Each set includes a solid top line, a dashed middle line, and a solid bottom line.



Draw and color your **Moon** picture.

A large rectangular box for drawing and coloring the moon picture.



Click on Images



Check out these!





# Get UNLIMITED ASL Resources Now!



Let us make your worksheets!  
Pick a plan and start accessing ASL Resources

## About the Author

Cynthia Long is a Nationally Certified Interpreter and the founder of Sign Baby Sign LLC. She has extensive experience homeschooling and interpreting in the classroom for primary, secondary, and post-secondary levels and she is dedicated to providing ASL teaching resources to schools and families across the U.S. All of the ASL resources on [ASLTeachingResources.com](http://ASLTeachingResources.com) are developed from years of experience in educational systems as a Nationally Certified ASL Interpreter.



By downloading, you agree to the terms of use:



### You may

- For personal use
- For your classroom and/or students (ONLY)
- Purchase multiple licenses to share with colleagues
- Become a member to get more ASL resources

### You may not

- Post this item on a personal, classroom or district website
- Copy or modify any part to offer to others for free or paid
- Copy or give to other teachers or colleagues

## Feedback

Remember to leave feedback on your purchases to help others know the quality of this product.

Membership saves you money.



Memberships

[bit.ly/SignClub](http://bit.ly/SignClub)

[bit.ly/ASLMemberships](http://bit.ly/ASLMemberships)

# Learn Sign the Fun Way



**JOIN NOW**



## Member Benefits:

### For Individuals & Schools

- Core-Content Worksheets
- Lesson Plan Books
- Flash Cards & Label Cards
- Wall Charts
- Dice & Other Games
- ASL Word of the Day Podcast
- Sign Club Series
- Online Video Dictionary
- Online ASL Courses
- Professional Development
- DIY Projects
- ASL Gift Shop
- Sight Words
- And more...Everything is ASL!

## Subscribe: Search for "ASL Teaching Resources"

[Podcast](#)

[YouTube](#)

[TikTok](#)

[Facebook](#)

[Learn ASL](#)

[ASL Books](#)

[Instagram](#)

[Pinterest](#)

[Sign Club](#)

**CLICK - PRINT - Teach**

See our Amazon books!

<https://amzn.to/3Gv2wqq>

**amazon**

A note from the founder: Our ASL Resources promote a successful learning experience that is both educational and fun. Whether you're using it for differentiation, extension activities or just for fun, become a member today and start saving hours of prep time. We have everything you need!



Happy Signing!

**Cynthia F. Long, Founder**  
SignBabySign, LLC  
[ASLTeachingResources.com](http://ASLTeachingResources.com)

