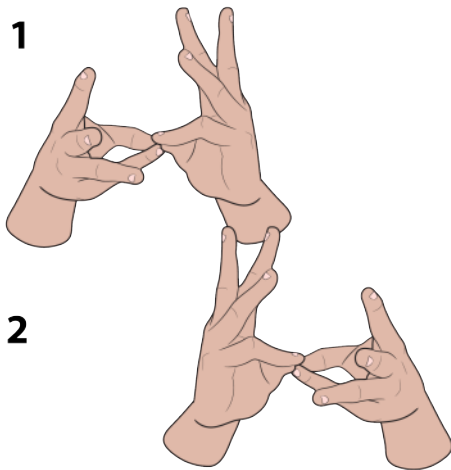


Weather 🤚🤚 Lesson Plan



More Lesson Worksheets [here](#).



Get more ASL free with membership [here](#).



Ice

Level: PreK, K

Category: Weather Book

Topics: Weather, Penguin, Sizes, Counting

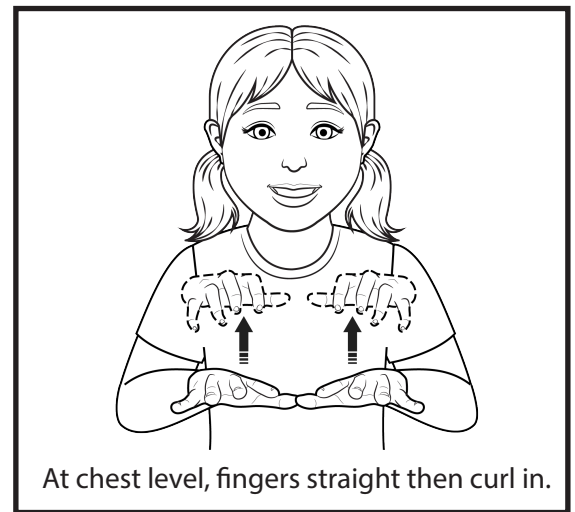
Materials: Glue, straws, water, ice cubes, Construction paper, craft supplies

Color the picture and match the sizes to each penguin.


Craft: Make a paper plate penguin.

Game: Race ice cubes down the slide to see which one slides the fastest or the furthest.

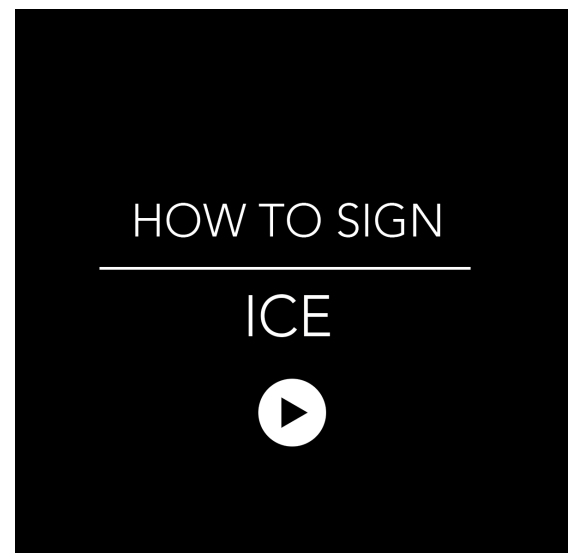
Idea: Place ice cubes in water. Try to move the ice cubes around by blowing through a straw.




Example



ASLTeachingResources.com/Dictionary



Ice



At chest level,
fingers straight then curl in.


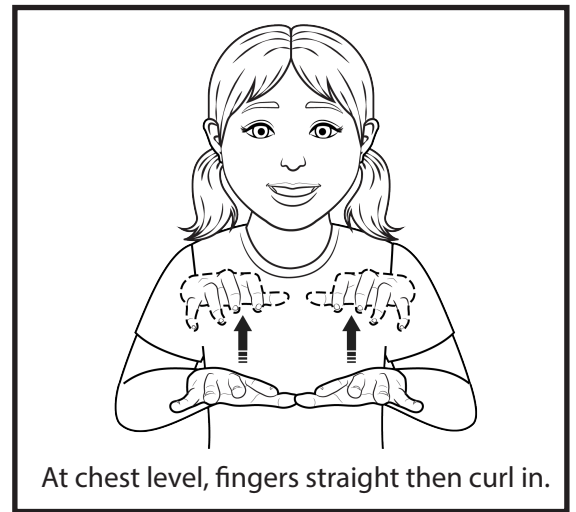
Ice

Color the picture and match the sizes to each penguin.

Craft: Make a paper plate penguin.

Game: Race ice cubes down the slide to see which one slides the fastest or the furthest.

Idea: Place ice cubes in water. Try to move the ice cubes around by blowing through a straw.




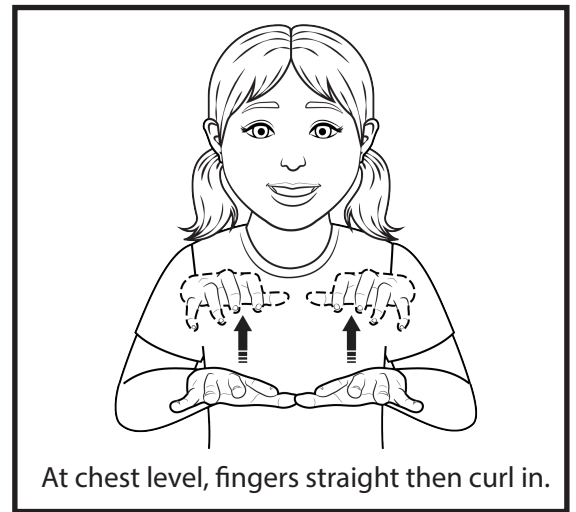
Caregiver's guide.

Ice

Name _____

Date _____

Color the picture and match the sizes to each penguin.

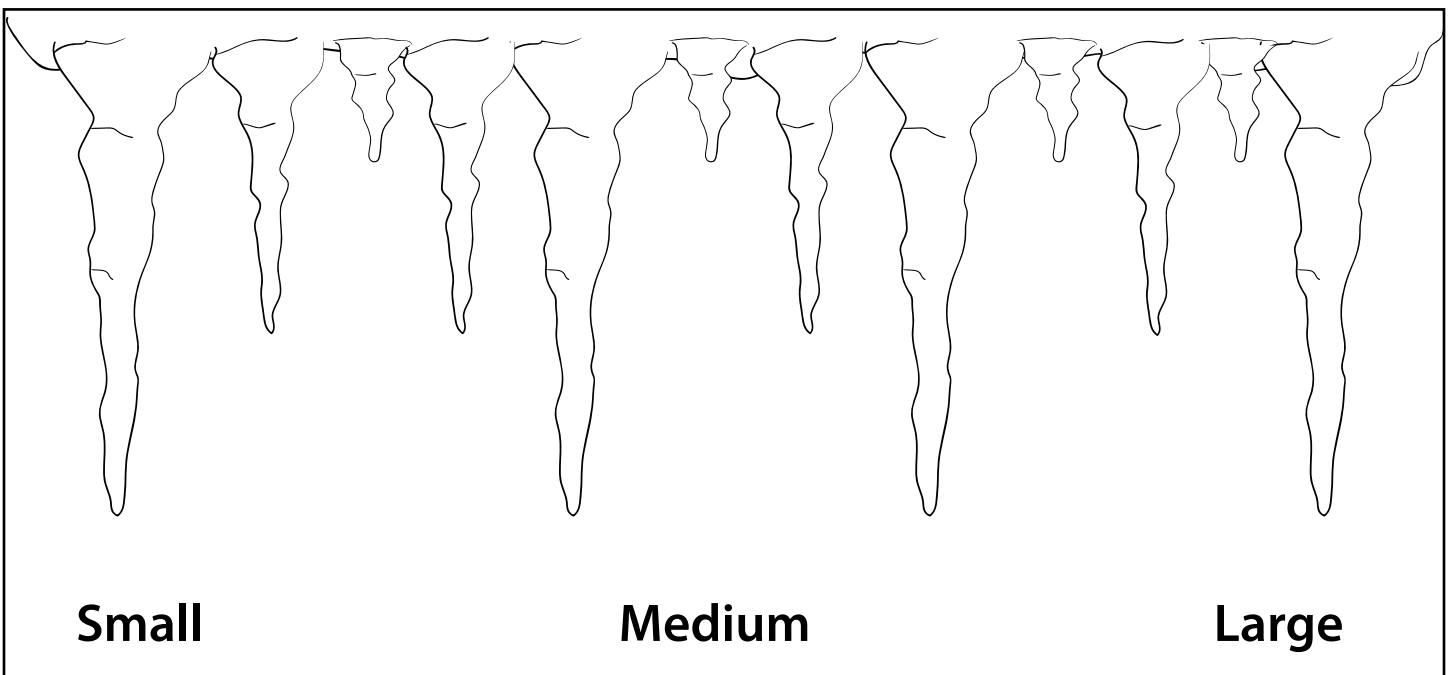
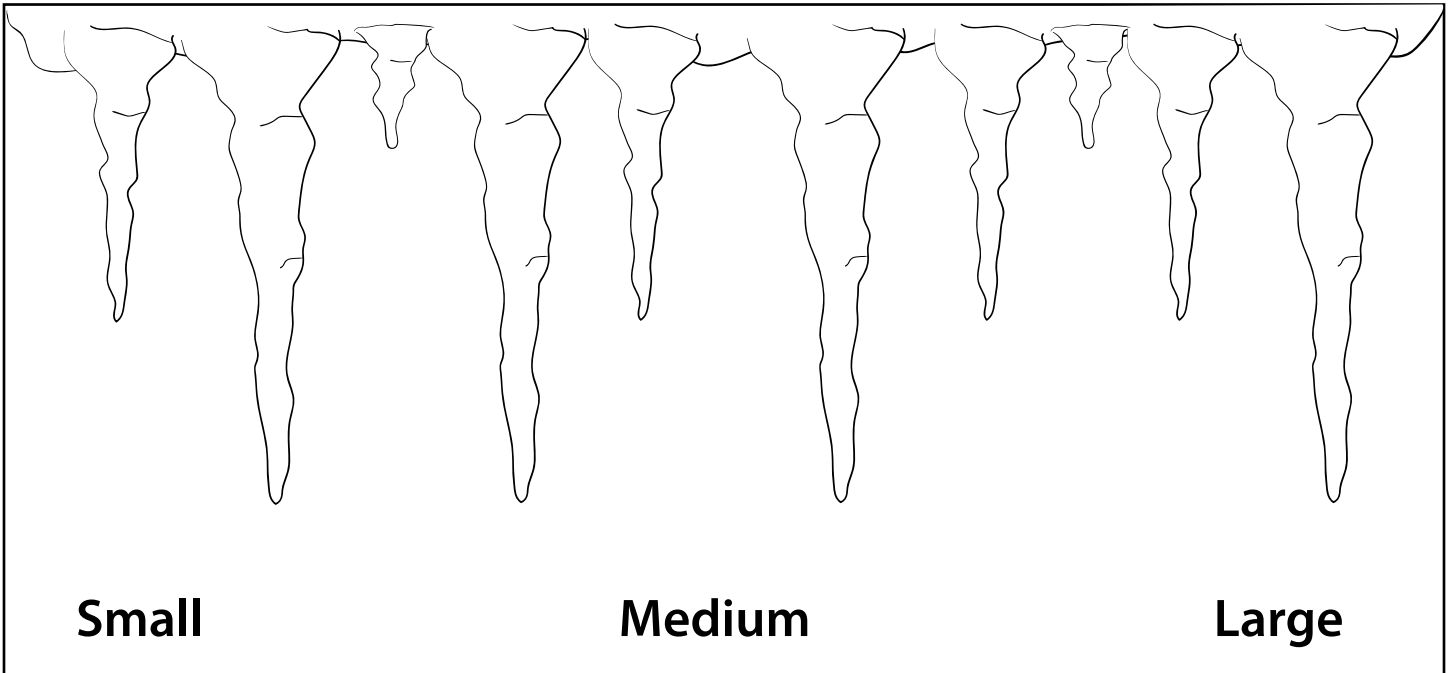
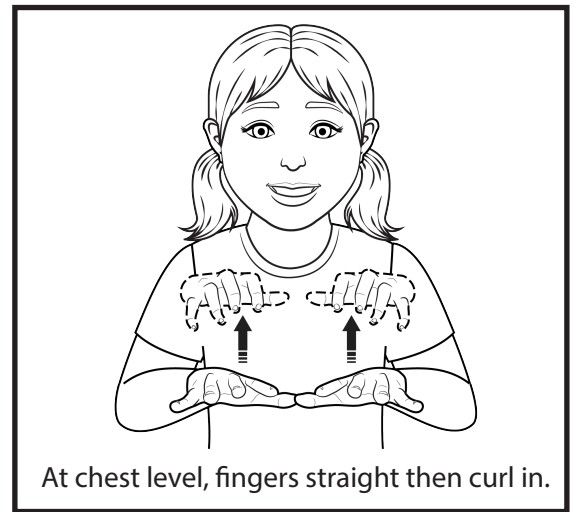


Ice

Name _____

Date _____


Draw a line to the correct size.



Name _____

Date _____

Copy and finish the sentence below. (Teachers, add a word bank on the board for ideas.)

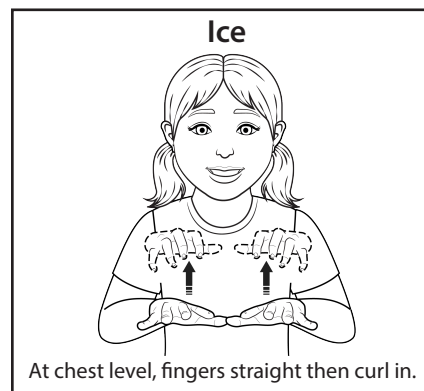


If I were ice, you'd find me...

Handwriting practice lines consisting of three sets of horizontal lines. Each set includes a solid top line, a dashed middle line, and a solid bottom line.



Draw and color your **Ice** picture.



Ice

Level: K, K-1

Category: Weather Book

Topics: Handwriting, Numbers, Weather

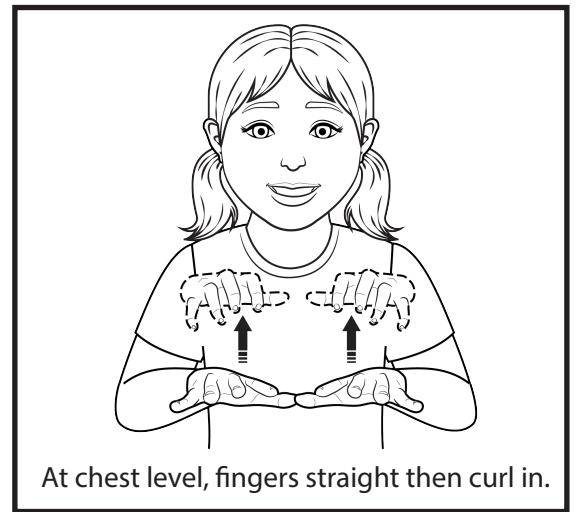
Materials: Water, paint, small animals, tweezers, pipettes, shallow dish

Color and give each ice cube a name.

Craft: Make an ice painting with frozen paint.

Game: Ice Rescue race sensory play. Try to set the animals free using tweezers, water, and pipettes.

Idea: Try ice cube sight word tracing.






Example



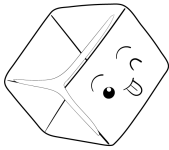
Ice

Name _____

Date _____

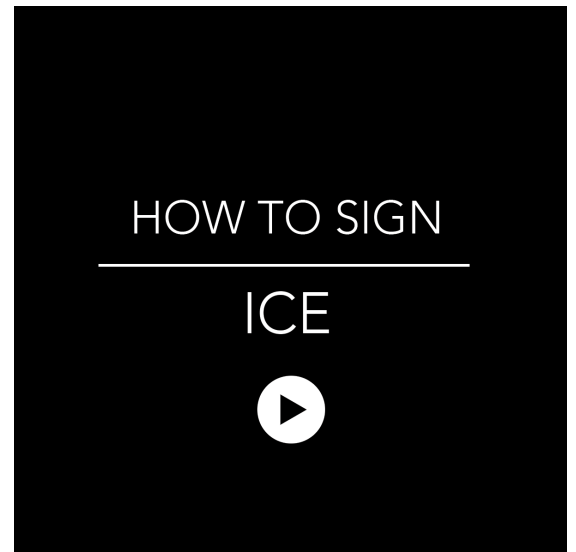
Color and give each ice cube a name.





© SignBabySign® LLC All rights reserved. ASLTeachingResources.com

ASLTeachingResources.com/Dictionary




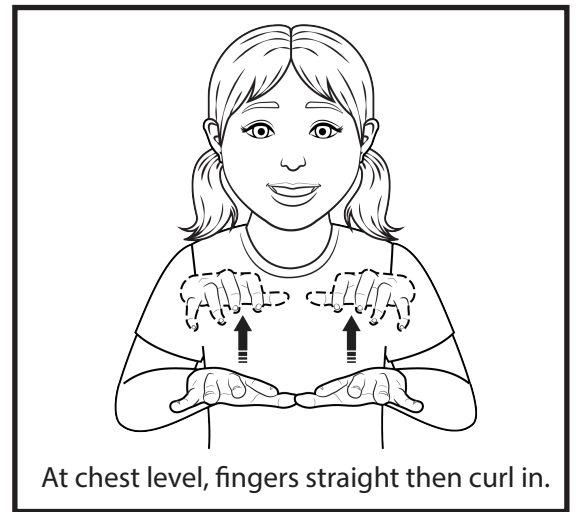
Ice


Color and give each ice cube a name.


Craft: Make an ice painting with frozen paint.

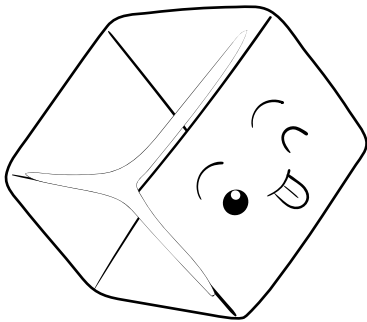
Game: Ice Rescue race sensory play. Try to set the animals free using tweezers, water, and pippettes.


Idea: Try ice cube sight word tracing.















Caregiver's guide.

Ice


Name _____


Date _____


Color and give each ice cube a name.

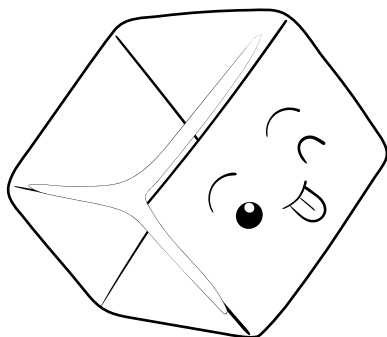



At chest level, fingers straight then curl in.













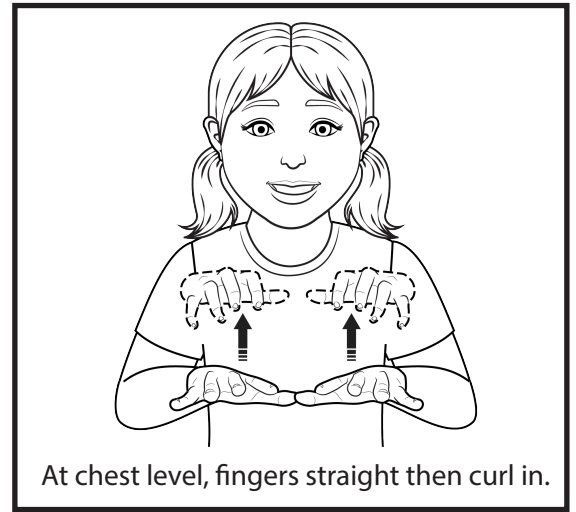


Ice


Name _____

Date _____

Count the ice cubes and trace the sentences.



I see one ice cube.



I see two ice cubes.


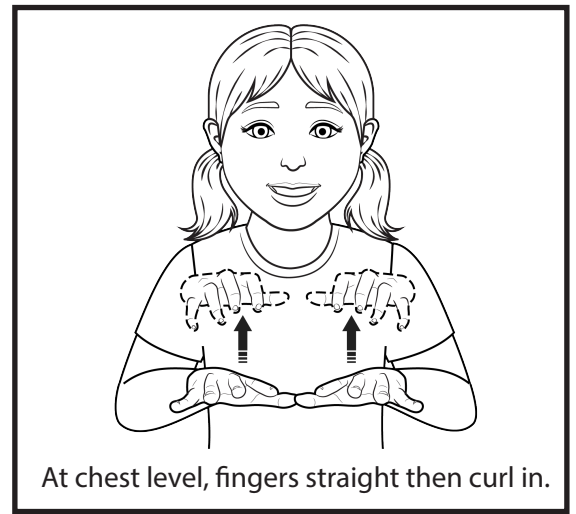


Ice



Name _____

Date _____


Count the ice cubes and trace the sentences.



I see three ice cubes.




I see four ice cubes.



Name _____

Date _____

Copy and finish the sentence below. (Teachers, add a word bank on the board for ideas.)



If I were ice, you'd find me...


Handwriting practice lines consisting of three sets of solid top and bottom lines with a dashed middle line for letter height guidance.



Draw and color your **Ice** picture.

Large empty rectangular box for drawing and coloring the 'Ice' picture.

How to sign **Ice**



At chest level, fingers straight then curl in.

☒ Check your grammar.

☐ Capitalize

☐ lowercase

☐ spelling

☐ period

Click on Images



Check out these!



[ASLTeachingResources.com/Learn-ASL](https://www.aslteachingresources.com/Learn-ASL)



Get UNLIMITED ASL Resources Now!



Let us make your worksheets!
Pick a plan and start accessing ASL Resources

About the Author

Cynthia Long is a Nationally Certified Interpreter and the founder of Sign Baby Sign LLC. She has extensive experience homeschooling and interpreting in the classroom for primary, secondary, and post-secondary levels and she is dedicated to providing ASL teaching resources to schools and families across the U.S. All of the ASL resources on ASLTeachingResources.com are developed from years of experience in educational systems as a Nationally Certified ASL Interpreter.



By downloading, you agree to the terms of use:



You may

- For personal use
- For your classroom and/or students (ONLY)
- Purchase multiple licenses to share with colleagues
- Become a member to get more ASL resources

You may not

- Post this item on a personal, classroom or district website
- Copy or modify any part to offer to others for free or paid
- Copy or give to other teachers or colleagues

Feedback

Remember to leave feedback on your purchases to help others know the quality of this product.

Membership saves you money.



bit.ly/SignClub
bit.ly/ASLMemberships

Learn Sign the Fun Way



JOIN NOW



Member Benefits:

For Individuals & Schools

- Core-Content Worksheets
- Lesson Plan Books
- Flash Cards & Label Cards
- Wall Charts
- Dice & Other Games
- ASL Word of the Day Podcast
- Sign Club Series
- Online Video Dictionary
- Online ASL Courses
- Professional Development
- DIY Projects
- ASL Gift Shop
- Sight Words
- And more...Everything is ASL!

Subscribe: Search for "ASL Teaching Resources"

[Podcast](#)

[YouTube](#)

[TikTok](#)

[Facebook](#)

[Learn ASL](#)

[ASL Books](#)

[Instagram](#)

[Pinterest](#)

[Sign Club](#)

CLICK - PRINT - Teach

See our Amazon books!

<https://amzn.to/3Gv2wqq>

amazon

A note from the founder: Our ASL Resources promote a successful learning experience that is both educational and fun. Whether you're using it for differentiation, extension activities or just for fun, become a member today and start saving hours of prep time. We have everything you need!



Happy Signing!

Cynthia F. Long, Founder

SignBabySign, LLC

ASLTeachingResources.com

