

Name

Date

The Colors I Eat

Food



"O" hand touches the mouth 2x.

Directions: Draw and color a picture of food you eat that matches the signed color.

Brown



"B" hand moves down on cheek.
(Index finger touching cheek)

Red



Right finger slides down lips.

Orange



Right hand squeezes 2x.

Yellow



"Y" twist at wrist 2x near shoulder.

Name

Date

The Colors I Eat

Directions: Draw and color a picture of food you eat that matches the signed color.

Food



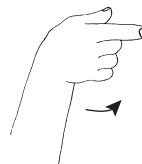
"O" hand touches the mouth 2x.

Gray



One hand moves forward, one back so fingers move through each other 2x.

Green



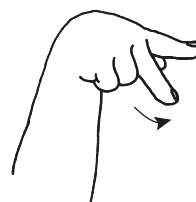
Shake "G" at wrist 2x near shoulder.

Blue



"B" hand twists at wrist x2, near shoulder.

Purple




Shake "P" at wrist near shoulder.

Name

Date

Copy and finish the sentence below. (Teachers, add a word bank on the board for ideas.)



My favorite color of food I eat is...because...

Handwriting practice lines consisting of multiple sets of three horizontal lines: a solid top line, a dashed middle line, and a solid bottom line.

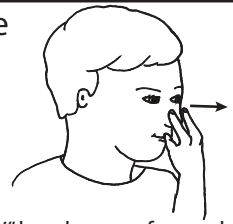
Name

Date

The Colors I See

Directions: Draw and color a picture of something you see that matches the signed color.

See



"V" hand moves forward.

Brown



"B" hand moves down on cheek.
(Index finger touching cheek)

Red



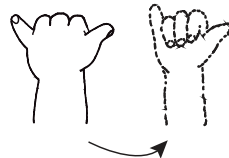
Right finger slides down lips.

Orange



Right hand squeezes 2x.

Yellow



"Y" twist at wrist 2x near shoulder.

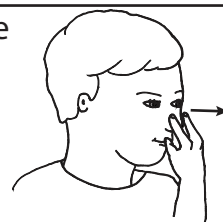
Name

Date

The Colors I See

Directions: Draw and color a picture of something you see that matches the signed color.

See



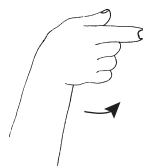
"V" hand moves forward.

Gray



One hand moves forward, one back so fingers move through each other 2x.

Green




Shake "G" at wrist 2x near shoulder.

Blue



"B" hand twists at wrist x2, near shoulder.

Purple




Shake "P" at wrist near shoulder.

Name

Date

Copy and finish the sentence below. (Teachers, add a word bank on the board for ideas.)



My favorite color I see in nature is...because...

Handwriting practice lines consisting of multiple sets of three horizontal lines: a solid top line, a dashed middle line, and a solid bottom line.

ASL Products

Keep up with our new resources and give-a-ways by signing up for our newsletter.

- √ Free "Word of the Week"
- √ ASL Coloring sheets
- √ Free online Dictionary
- √ Flash Cards- printable
- √ Dice Games- printable
- √ Signing Story Books
- √ Wall Chart Book Series
- √ Coloring Book Series
- √ Lesson Plan Book Series
- √ Teacher Resources

- √ Memberships
- √ Online Classes/Tutoring
- √ Core based lessons
- √ Family Car Decals
- √ DIY Projects
- √ Bookmarks: ABC & Numbers
- √ Gift shop- Baby, Pet, Adult
- √ Daily ASL Podcast
- √ And more...**Everything is ASL!**

Subscribe @

<http://YouTube.com/SignBabySign>
<http://Twitter.com/SignBabySign2me>
<http://Pinterest.com/SignBabySign>
<http://FaceBook.com/SignBabySign>
<http://Instagram.com/SignBabySign>
iTunes Podcast: ASL Word of the Day



A note from the author:

I love sign language! I believe in the many benefits it has to offer. You must too since you bought this product. Let's get started one word at a time. Our ASL resources are designed with the tools you need for a successful learning experience that is both educational and fun.



Be sure to sign up on our site to get your free ASL resources. Ready for your child to be a star? Send us a video or photo of your child/class learning sign language. Happy signing!

Cynthia F. Long, Founder
SignBabySign®
<http://ASLTeachingResources.com>